



ANDY BESHEAR
GOVERNOR

501 HIGH STREET, 3RD FLOOR
FRANKFORT, KENTUCKY 40601
PHONE: (502) 564-7430
FAX (502) 564-7603
[HTTPS://PERSONNEL.KY.GOV](https://personnel.ky.gov)

GERINA D. WHETHERS
SECRETARY

March 1, 2022

Interim Joint Committee on Appropriations and Revenue
Capitol Annex
702 Capital Avenue
Frankfort, Kentucky 40601

Re: Fourth Quarter KEHP Trust Fund Status Report period ending December 31, 2021

Dear members of the Interim Joint Committee on Appropriations and Revenue:

Kentucky Revised Statute (KRS) 18A.2254 directs the Public Employee Health Insurance Program to submit quarterly reports on the status of the Kentucky Employees' Health Plan (KEHP) Trust Fund to the Governor, Interim Joint Committee on Appropriations and Revenue, Kentucky Group Health Insurance Board, and the Advisory Committee of State Health Insurance Subscribers.

The attached report includes, as of December 31, 2021:

1. The current balance of the trust fund;
2. A detailed description of all income to the trust fund;
3. A detailed description of all receipts due to the trust fund;
4. The total amount of payments made for claims from the trust fund;
5. A detailed description of all payments made to program administrators;
6. Current enrollment data;
7. Other information provided by the Secretary; and
8. Other information requested by the Interim Joint Committee on Appropriations and Revenue.

Kentucky Employees' Health Plan – Status Report
4th Quarter, 2021

Page 2

9. Additional reports provided for Second and Fourth quarter reports:
- a. A projection of medical claims incurred but not yet reported that are considered liabilities to the trust fund;
 - b. A statement of any other trust fund liabilities;
 - c. A detailed calculation of premium rates, including base claims, trend assumptions, administrative fees, and any benefit and plan changes;
 - d. A detailed description of the current in-state and out-of-state networks provided under the plan; and
 - e. Specific data regarding the TPA's performance, including:
 - i. Results or outcomes of disease management and wellness programs;
 - ii. Results of case management audits, educational and communication efforts; and
 - iii. Comparison of actual measurable results to contract performance guarantees.

If you have any questions or need additional information, please feel free to contact my office at 564-0358.

Sincerely,



Gerina D. Whethers
Secretary

1. Current Trust Fund Balance:

As of December 31, 2021, the balance of the self-insurance trust fund was \$349,728,259.38, which includes accounting for the 2006–2021 plan years, including reserves for Healthcare Reimbursement Arrangements (HRA) and Flexible Spending Accounts (FSA). Along with the detailed transactions, summary reports for each plan year, as well as a combined summary, have been provided.

2-5. Detailed Description of Trust Fund Transactions:

Detailed transactions of the trust fund are contained in **Attachment A**. Monthly detailed transaction reports have been provided to the Legislative Research Commission. A month-by-month summary of the trust fund accounting by premiums, interest income, drug rebates, claims, and ASO fees is included as **Attachment B**.

6. Current Enrollment Data:

Charts detailing the number of employees and the number of covered lives under the plan are included as **Attachment C**. The totals shown reflect the same information as provided in the previous report, updated to include the most recent quarter's data.

7. Additional Information Provided by the Secretary of the Personnel Cabinet:

No additional information has been requested for inclusion in this report.

8. Additional Information as Requested by the Committee:

No additional information has been requested by the Committee for inclusion in this report.

9. Additional reports provided for Second and Fourth quarter reports:

a. A projection of medical claims incurred but not reported that are considered liabilities to the trust fund:

KEHP's actuarial consultant, Aon has compiled a statement of medical claims incurred but not yet reported (IBNR). This report is included as **Attachment D**.

b. A statement of any other trust fund liabilities:

A statement of other trust fund liabilities for the fiscal year ending June 30, 2021 was filed with the annual financial statement for the Kentucky Employees' Health Plan.

c. A detailed calculation of premium rates including base claims, trend assumptions, administrative fees and any benefit and plan changes:

As required by KRS 18A.2254(1)(a), premium rates for the 2021 Plan Year were set forth in the 2021 KEHP Benefits Selection Guide, which was filed as a part of and appended to 101 KAR 2:210 on September 15, 2020.

d. A detailed description of the current in-state and out-of-state networks provided under the plan:

Kentucky Employees' Health Plan – Status Report

4th Quarter, 2021

Page 4

Due to the addition of new providers and termination of established providers, provider networks change on a continuous basis and printed directories are often obsolete. As a result, KEHP's Medical Third Party Administrator (TPA) Anthem advocates the use of their on-line provider directories, and updates them at least weekly. The link to Anthem's [Find A Doctor](#) provides the capability to search for a provider based on provider type and location. Anthem's dedicated KEHP Customer Service Center can provide additional assistance in locating a participating provider by calling 1-844-402-KEHP (5347). As of the date of this report, notwithstanding normal provider contracting activities, there are no proposed network changes.

e. Specific data regarding the TPA and program administrator performance, including:

i. Results or outcomes of disease management and wellness programs, case management audits, and member communication and education:

Attachment E contains results and outcomes based on engagement in the numerous disease management and wellness programs offered by KEHP. Our disease management provider, Anthem, and our wellness program administrator, WebMD, aggregate the information for this report.

ii. Attachment E also details the education, engagement, and communications efforts undertaken by the Department of Employee Insurance in administering the KEHP on behalf of the Personnel Cabinet.

iii. Comparison of actual measurable results to contract performance guarantees:

A listing of operational performance guarantees of KEHP's Third Party Administrator, Anthem, are included as **Attachment F**. Anthem met all performance guarantees except for Claims Timeliness 30 Days and Claims Adjustment Inventory 30 Days. As such, Anthem was subject to a penalty of \$892,315.21.

Contract performance results of KEHP's Pharmacy Benefits Manager (PBM), CVS Caremark, are included in this report as **Attachment G**. CVS met all performance guarantees for the quarter.

Contract performance results of KEHP's HRA/FSA/COBRA Benefits Manager, HealthEquity, (formerly known as WageWorks) are included in this report as **Attachment H**. HealthEquity met all performance guarantees for the quarter except Call Abandonment Rate, and Customer Service Call Response Time for both FSA and HRA calls. As such, HealthEquity was subject to a penalty of \$37,152.95.

A listing of operational performance guarantees of KEHP's Wellness Benefits Manager, WebMD, are included in this report as **Attachment I**. WebMD met all performance guarantees available as of the date of this report. Results on three performance guarantees were not available at the time of this report. Those results will be included as part of the 1st Quarter 2022 Trust Fund Report.

Kentucky Employees' Health Plan – Status Report
4th Quarter, 2021
Attachment A – Transaction Report
Page A-1

October 2021 Combined Transaction Report

DATE	DESCRIPTION	AMOUNT	LRC Code	LRC Description	PL/YR
	<u>Beginning Balance</u>	<u>\$ 411,754,019.43</u>			
10/4/2021	Claims 2016	489.54	210	Medical Claims - Anthem	2016
10/26/2021	Claims 2016	5,135.38	210	Medical Claims - Anthem	2016
10/4/2021	Claims 2017	1,449.99	210	Medical Claims - Anthem	2017
10/26/2021	Claims 2017	1,696.81	210	Medical Claims - Anthem	2017
10/4/2021	Claims 2018	853.53	210	Medical Claims - Anthem	2018
10/11/2021	Claims 2018	4,644.74	210	Medical Claims - Anthem	2018
10/19/2021	Claims 2018	218.94	210	Medical Claims - Anthem	2018
10/26/2021	Claims 2018	7,582.97	210	Medical Claims - Anthem	2018
10/20/2021	Unclaimed Property- HRA Select 2018	(3,325.80)	213	HRA Embedded Claims - Wage Works	2018
10/20/2021	Unclaimed Property- HRA Waiver 2018	(2,667.41)	214	HRA Waiver Claims - Wage Works	2018
10/20/2021	Unclaimed Property- HRA Waiver D/V 2018	(31.49)	214	HRA Waiver Claims - Wage Works	2018
10/15/2021	2nd quarter 2019 CVS rebate	101,012.73	121	Drug Rebates - CVS	2019
10/4/2021	Claims 2019	(21,795.31)	210	Medical Claims - Anthem	2019
10/11/2021	Claims 2019	(9,729.91)	210	Medical Claims - Anthem	2019
10/19/2021	Claims 2019	6,260.31	210	Medical Claims - Anthem	2019
10/26/2021	Claims 2019	(39,440.09)	210	Medical Claims - Anthem	2019
10/4/2021	Claims 2019	(68.06)	310	Pharmacy Claims - CVS	2019
10/27/2021	Claims 2019	(189.26)	310	Pharmacy Claims - CVS	2019
10/15/2021	2nd quarter 2020 CVS rebate	13,918,449.80	121	Drug Rebates - CVS	2020
10/29/2021	Recoveries - WW - Waiver D/V HRA	149.00	102	HRA Waiver Contribution	2020
10/29/2021	Recoveries - WW - Waiver HRA	422.19	102	HRA Waiver Contribution	2020
10/4/2021	Claims 2020	(69,839.37)	210	Medical Claims - Anthem	2020
10/11/2021	Claims 2020	(70,728.99)	210	Medical Claims - Anthem	2020
10/19/2021	Claims 2020	(410,283.28)	210	Medical Claims - Anthem	2020
10/26/2021	Claims 2020	(30,251.68)	210	Medical Claims - Anthem	2020
10/4/2021	Claims 2020	(874.44)	310	Pharmacy Claims - CVS	2020
10/12/2021	Claims 2020	(764.32)	310	Pharmacy Claims - CVS	2020
10/20/2021	Claims 2020	(540.34)	310	Pharmacy Claims - CVS	2020
10/27/2021	Claims 2020	(62.16)	310	Pharmacy Claims - CVS	2020
10/29/2021	HRA Waiver 2020	(37.21)	214	HRA Waiver Claims - Wage Works	2020
11/2/2021	Investment Income	(13,851.35)	110	Investment Income	2021
10/11/2021	HRA Waiver 2021	278,600.00	102	HRA Waiver Contribution	2021
10/11/2021	Health Insurance Premiums 2021	12,474,693.96	101	Premiums	2021
10/25/2021	HRA Waiver 2021	280,000.00	102	HRA Waiver Contribution	2021
10/25/2021	Health Insurance Premiums 2021	12,536,160.50	101	Premiums	2021

Kentucky Employees' Health Plan – Status Report
4th Quarter, 2021
Attachment A – Transaction Report
Page A-2

DATE	DESCRIPTION	AMOUNT	LRC Code	LRC Description	PL/YR
10/1/2021	Health Insurance Premiums 2021	505.89	101	Premiums	2021
10/14/2021	Health Insurance Premiums 2021	5,032.86	101	Premiums	2021
10/20/2021	Health Insurance Premiums 2021	52.89	101	Premiums	2021
10/28/2021	HRA Waiver 2021	175.00	102	HRA Waiver Contribution	2021
10/28/2021	Health Insurance Premiums 2021	2,693.48	101	Premiums	2021
10/5/2021	Health Insurance Premiums 2021	27,787.18	101	Premiums	2021
10/5/2021	CDHPHRA	13,104.20	213	HRA Embedded Claims - Wage Works	2021
10/5/2021	WDVHRA - WAIVER LIMITED PURPOSE	5,288.37	214	HRA Waiver Claims - Wage Works	2021
10/5/2021	WHRA -GENERAL PURPOSE	22,032.25	214	HRA Waiver Claims - Wage Works	2021
10/1/2021	Health Insurance Premiums 2021	6,778.82	101	Premiums	2021
10/1/2021	Judicial Retirement Sys health insurance premiums 09/2021	70,136.53	101	Premiums	2021
10/25/2021	Legislative Retirement Sys health insurance premiums 09/2021	3,437.16	101	Premiums	2021
10/6/2021	Health Insurance Premiums 2021	10,668.67	101	Premiums	2021
10/1/2021	Health Insurance Premiums 2021	2,108,072.64	101	Premiums	2021
10/1/2021	HRA Waiver 2021	2,100.00	102	HRA Waiver Contribution	2021
10/1/2021	HRA Waiver Dental/Vision 2021	3,675.00	102	HRA Waiver Contribution	2021
10/1/2021	Health Insurance Premiums 2021	2,333,504.23	101	Premiums	2021
10/1/2021	HRA Waiver 2021	4,371.00	102	HRA Waiver Contribution	2021
10/1/2021	HRA Waiver Dental/Vision 2021	875.00	102	HRA Waiver Contribution	2021
10/4/2021	Health Insurance Premiums 2021	1,699,547.56	101	Premiums	2021
10/4/2021	HRA Waiver 2021	3,675.00	102	HRA Waiver Contribution	2021
10/4/2021	HRA Waiver Dental/Vision 2021	4,637.50	102	HRA Waiver Contribution	2021
10/4/2021	Health Insurance Premiums 2021	576,619.89	101	Premiums	2021
10/5/2021	Fayette Co BOE September 2021 Health	771,077.33	101	Premiums	2021
10/5/2021	Health Insurance Premiums 2021	(8,204.72)	101	Premiums	2021
10/7/2021	Health Insurance Premiums 2021	239,924.68	101	Premiums	2021
10/6/2021	Health Insurance Premiums 2021	707,995.89	101	Premiums	2021
10/6/2021	HRA Waiver Dental/Vision 2021	85.24	102	HRA Waiver Contribution	2021
10/7/2021	Health Insurance Premiums 2021	71,872.29	101	Premiums	2021
10/8/2021	Health Insurance Premiums 2021	611,984.39	101	Premiums	2021
10/22/2021	Health Insurance Premiums 2021	174.90	101	Premiums	2021
10/12/2021	Health Insurance Premiums 2021	131,048.54	101	Premiums	2021
10/12/2021	HRA Waiver 2021	175.00	102	HRA Waiver Contribution	2021
10/12/2021	HRA Waiver Dental/Vision 2021	175.00	102	HRA Waiver Contribution	2021
10/13/2021	Health Insurance Premiums 2021	217,097.46	101	Premiums	2021
10/13/2021	HRA Waiver 2021	350.00	102	HRA Waiver Contribution	2021

Kentucky Employees' Health Plan – Status Report
4th Quarter, 2021
Attachment A – Transaction Report
Page A-3

DATE	DESCRIPTION	AMOUNT	LRC Code	LRC Description	PL/YR
10/13/2021	HRA Waiver Dental/Vision 2021	175.00	102	HRA Waiver Contribution	2021
10/14/2021	Health Insurance Premiums 2021	288,174.63	101	Premiums	2021
10/14/2021	HRA Waiver 2021	2,800.00	102	HRA Waiver Contribution	2021
10/14/2021	HRA Waiver Dental/Vision 2021	700.00	102	HRA Waiver Contribution	2021
10/18/2021	Health Insurance Premiums 2021	2,920.74	101	Premiums	2021
10/15/2021	2nd quarter 2021 CVS rebate	43,485,834.49	121	Drug Rebates - CVS	2021
10/15/2021	Health Insurance Premiums 2021	172,378.06	101	Premiums	2021
10/15/2021	HRA Waiver 2021	350.00	102	HRA Waiver Contribution	2021
10/18/2021	Health Insurance Premiums 2021	458,363.51	101	Premiums	2021
10/18/2021	HRA Waiver 2021	175.00	102	HRA Waiver Contribution	2021
10/18/2021	Health Insurance Premiums 2021	201,981.76	101	Premiums	2021
10/18/2021	HRA Waiver 2021	175.00	102	HRA Waiver Contribution	2021
10/18/2021	HRA Waiver Dental/Vision 2021	1,312.50	102	HRA Waiver Contribution	2021
10/18/2021	KCTCS Sept 2021 health ins	3,172,676.09	101	Premiums	2021
10/21/2021	KCTCS Sept 2021 health premiums	131,016.62	101	Premiums	2021
10/21/2021	Health Insurance Premiums 2021	428.64	101	Premiums	2021
10/20/2021	Health Insurance Premiums 2021	279,136.99	101	Premiums	2021
10/21/2021	Health Insurance Premiums 2021	164,423.91	101	Premiums	2021
10/21/2021	HRA Waiver 2021	175.00	102	HRA Waiver Contribution	2021
10/26/2021	Health Insurance Premiums 2021	1,389.97	101	Premiums	2021
10/22/2021	Health Insurance Premiums 2021	131,329.12	101	Premiums	2021
10/22/2021	HRA Waiver 2021	175.00	102	HRA Waiver Contribution	2021
10/25/2021	Health Insurance Premiums 2021	539,249.10	101	Premiums	2021
10/25/2021	HRA Waiver Dental/Vision 2021	350.00	102	HRA Waiver Contribution	2021
10/25/2021	Health Insurance Premiums 2021	326,389.30	101	Premiums	2021
10/26/2021	Jefferson Co BOE Oct 2021 Health	1,797,961.48	101	Premiums	2021
10/27/2021	Health Insurance Premiums 2021	981,707.83	101	Premiums	2021
10/27/2021	HRA Waiver 2021	3,325.00	102	HRA Waiver Contribution	2021
10/27/2021	HRA Waiver Dental/Vision 2021	2,275.00	102	HRA Waiver Contribution	2021
10/29/2021	Health Insurance Premiums 2021	58,714.95	101	Premiums	2021
10/28/2021	Health Insurance Premiums 2021	531,135.83	101	Premiums	2021
10/28/2021	HRA Waiver 2021	700.00	102	HRA Waiver Contribution	2021
10/28/2021	HRA Waiver Dental/Vision 2021	700.00	102	HRA Waiver Contribution	2021
10/29/2021	Recoveries - WW - CDHP -Embedded HRA	261.39	102	HRA Waiver Contribution	2021
10/29/2021	Health Insurance Premiums 2021	972,895.91	101	Premiums	2021
10/29/2021	HRA Waiver 2021	2,887.50	102	HRA Waiver Contribution	2021
10/29/2021	HRA Waiver Dental/Vision 2021	1,225.00	102	HRA Waiver Contribution	2021

Kentucky Employees' Health Plan – Status Report
4th Quarter, 2021
Attachment A – Transaction Report
Page A-4

DATE	DESCRIPTION	AMOUNT	LRC Code	LRC Description	PL/YR
10/4/2021	Claims 2021	(22,604,570.48)	210	Medical Claims - Anthem	2021
10/8/2021	Administration of Paper Claims	(246.00)	311	CVS Admin	2021
10/8/2021	Appeals	(62,600.00)	311	CVS Admin	2021
10/8/2021	Drug Savings Review	(77,878.50)	311	CVS Admin	2021
10/8/2021	Electronic Claims Processing	(83,361.30)	311	CVS Admin	2021
10/8/2021	Enhanced Safety & Monitoring	(10,383.80)	311	CVS Admin	2021
10/8/2021	Nursing Services	(4,675.00)	311	CVS Admin	2021
10/8/2021	Per Diam Fees	(7,350.00)	311	CVS Admin	2021
10/8/2021	Pharmacy Advisor Counseling	(155,757.00)	311	CVS Admin	2021
10/8/2021	Prior Authorization	(141,150.00)	311	CVS Admin	2021
10/8/2021	ANTHEM ASO FEES	(3,712,133.80)	215	Anthem Admin	2021
10/11/2021	Claims 2021	(22,213,020.54)	210	Medical Claims - Anthem	2021
10/14/2021	COBRA General Notice Fee	(13,058.00)	216	WW Health Equity Admin	2021
10/14/2021	COBRA MONTHLY (PPPM)	(45,250.00)	216	WW Health Equity Admin	2021
10/14/2021	DC FSA 2021	(1,660.40)	216	WW Health Equity Admin	2021
10/14/2021	HCDC FSA 2021	(2,800.00)	216	WW Health Equity Admin	2021
10/14/2021	HC FSA 2021	(70,084.00)	216	WW Health Equity Admin	2021
10/14/2021	HRA 2021	(322,826.00)	216	WW Health Equity Admin	2021
10/18/2021	Premise Health Sep 2021	(143,896.20)	210	Medical Claims - Anthem	2021
10/19/2021	Claims 2021	(23,168,186.06)	210	Medical Claims - Anthem	2021
10/19/2021	Rethink Benefits 10-21	(88,184.00)	218	Rethink BH Services	2021
10/20/2021	PHYSICIAN FORM 08/2021	(550.80)	221	WebMD Admin	2021
10/20/2021	Administration of Paper Claims	(94.50)	311	CVS Admin	2021
10/20/2021	Electronic Claims Processing	(80,384.00)	311	CVS Admin	2021
10/20/2021	MDX SAPPHIRE - MEG ADMIN FEES 10-2021	(26,173.20)	217	MDX Medical Admin - Compass Choice	2021
10/20/2021	MDX SAPPHIRE - SMARTSHOPPER ADMIN FEES 10-2021	(76,701.35)	217	MDX Medical Admin - Compass Choice	2021
10/22/2021	MDX/SAPPHIRE MEG PER INTERACTION FEES 09-2021	(2,400.00)	217	MDX Medical Admin - Compass Choice	2021
10/22/2021	MDX/COMPASS INCENTIVES SEPTEMBER 2021	(64,915.00)	210	Medical Claims - Anthem	2021
10/25/2021	Administration of Paper Claims	(51.00)	311	CVS Admin	2021
10/25/2021	Electronic Claims Processing	(94,687.00)	311	CVS Admin	2021
10/26/2021	Claims 2021	(18,727,187.20)	210	Medical Claims - Anthem	2021
10/27/2021	CUSTOMER SERVICE PEPM 09/2021	(22,557.08)	221	WebMD Admin	2021
10/27/2021	INCENTIVE FULFILLMENT 09/2021	(67,671.24)	221	WebMD Admin	2021
10/27/2021	MONTHLY PORTAL 09/2021	(211,689.52)	221	WebMD Admin	2021
10/29/2021	Health Ins. Refund	(52.42)	101	Premiums	2021
10/29/2021	Health Insurance Refund	(67.19)	101	Premiums	2021

Kentucky Employees' Health Plan – Status Report
4th Quarter, 2021
Attachment A – Transaction Report
Page A-5

DATE	DESCRIPTION	AMOUNT	LRC Code	LRC Description	PL/YR
10/29/2021	Health Insurance Refund	(250.71)	101	Premiums	2021
10/29/2021	Health Ins. Refund	(67.19)	101	Premiums	2021
10/29/2021	Health Ins. Refund	(43.70)	101	Premiums	2021
10/29/2021	Health Insurance Refund	(26.21)	101	Premiums	2021
10/29/2021	Health Ins. Refund	(229.96)	101	Premiums	2021
10/29/2021	Health Ins. Refund	(46.21)	101	Premiums	2021
10/29/2021	Health Ins. Refund	(26.21)	101	Premiums	2021
10/29/2021	Health Ins Refund	(26.21)	101	Premiums	2021
10/29/2021	Health Ins Refund	(87.19)	101	Premiums	2021
10/29/2021	Health Ins. Refund	(26.21)	101	Premiums	2021
10/29/2021	Health Ins Refund	(26.21)	101	Premiums	2021
10/29/2021	Health Ins. Refund	(46.21)	101	Premiums	2021
10/29/2021	Health Ins Refund	(26.21)	101	Premiums	2021
10/29/2021	Health Ins. Refund	(52.42)	101	Premiums	2021
10/29/2021	Health Ins. Refund	(25,474.75)	101	Premiums	2021
10/29/2021	Health Ins Refund	(440.68)	101	Premiums	2021
10/4/2021	KDE Health Insurance Premiums 2021	58,954,518.78	101	Premiums	2021
10/19/2021	KDE HRA Waiver 2021	2,290,272.50	102	HRA Waiver Contribution	2021
10/19/2021	KDE HRA Waiver Dental/Vision 2021	1,143,688.50	102	HRA Waiver Contribution	2021
10/14/2021	KRS Oct 2021 health insurance premiums	23,761,689.02	101	Premiums	2021
10/27/2021	KTRS health insurance premiums 10/2021	8,369,742.24	101	Premiums	2021
10/5/2021	2nd Quarter FY22 DEI Transfer from 2500 Fund to 13CG	(2,070,305.32)	501	Operating Transfer/Exp & Adj	2021
10/1/2021	CDHPHRA 2021	(156,029.38)	213	HRA Embedded Claims - Wage Works	2021
10/1/2021	HRA Waiver 2021	(101,412.89)	214	HRA Waiver Claims - Wage Works	2021
10/1/2021	HRA Waiver D/V 2021	(23,821.51)	214	HRA Waiver Claims - Wage Works	2021
10/4/2021	CDHPHRA 2021	(144,446.32)	213	HRA Embedded Claims - Wage Works	2021
10/4/2021	HRA Waiver 2021	(102,479.67)	214	HRA Waiver Claims - Wage Works	2021
10/4/2021	HRA Waiver D/V 2021	(24,391.32)	214	HRA Waiver Claims - Wage Works	2021
10/4/2021	Claims 2021	(11,712,634.46)	310	Pharmacy Claims - CVS	2021
10/5/2021	CDHPHRA 2021	(277,634.85)	213	HRA Embedded Claims - Wage Works	2021
10/5/2021	HRA Waiver 2021	(196,322.13)	214	HRA Waiver Claims - Wage Works	2021
10/5/2021	HRA Waiver D/V 2021	(48,489.42)	214	HRA Waiver Claims - Wage Works	2021
10/6/2021	CDHPHRA 2021	(52,177.67)	213	HRA Embedded Claims - Wage Works	2021
10/6/2021	HRA Waiver 2021	(30,061.74)	214	HRA Waiver Claims - Wage Works	2021
10/6/2021	HRA Waiver D/V 2021	(5,528.89)	214	HRA Waiver Claims - Wage Works	2021
10/7/2021	CDHPHRA 2021	(132,813.73)	213	HRA Embedded Claims - Wage Works	2021
10/7/2021	HRA Waiver 2021	(87,797.90)	214	HRA Waiver Claims - Wage Works	2021

Kentucky Employees' Health Plan – Status Report

4th Quarter, 2021

Attachment A – Transaction Report

Page A-6

DATE	DESCRIPTION	AMOUNT	LRC Code	LRC Description	PL/YR
10/7/2021	HRA Waiver D/V 2021	(31,401.46)	214	HRA Waiver Claims - Wage Works	2021
10/8/2021	CDHPHRA 2021	(152,563.80)	213	HRA Embedded Claims - Wage Works	2021
10/8/2021	HRA Waiver 2021	(87,100.16)	214	HRA Waiver Claims - Wage Works	2021
10/8/2021	HRA Waiver D/V 2021	(37,274.78)	214	HRA Waiver Claims - Wage Works	2021
10/12/2021	CDHPHRA 2021	(129,743.71)	213	HRA Embedded Claims - Wage Works	2021
10/12/2021	HRA Waiver 2021	(93,888.78)	214	HRA Waiver Claims - Wage Works	2021
10/12/2021	HRA Waiver D/V 2021	(25,383.45)	214	HRA Waiver Claims - Wage Works	2021
10/12/2021	Claims 2021	(10,524,169.52)	310	Pharmacy Claims - CVS	2021
10/12/2021	CDHPHRA 2021	(292,273.10)	213	HRA Embedded Claims - Wage Works	2021
10/12/2021	HRA Waiver 2021	(178,296.79)	214	HRA Waiver Claims - Wage Works	2021
10/12/2021	HRA Waiver D/V 2021	(78,019.84)	214	HRA Waiver Claims - Wage Works	2021
10/13/2021	CDHPHRA 2021	(31,518.43)	213	HRA Embedded Claims - Wage Works	2021
10/13/2021	HRA Waiver 2021	(22,648.04)	214	HRA Waiver Claims - Wage Works	2021
10/13/2021	HRA Waiver D/V 2021	(3,397.09)	214	HRA Waiver Claims - Wage Works	2021
10/14/2021	CDHPHRA 2021	(149,663.18)	213	HRA Embedded Claims - Wage Works	2021
10/14/2021	HRA Waiver 2021	(89,962.72)	214	HRA Waiver Claims - Wage Works	2021
10/14/2021	HRA Waiver D/V 2021	(26,951.80)	214	HRA Waiver Claims - Wage Works	2021
10/15/2021	CDHPHRA 2021	(151,458.50)	213	HRA Embedded Claims - Wage Works	2021
10/15/2021	HRA Waiver 2021	(98,409.95)	214	HRA Waiver Claims - Wage Works	2021
10/15/2021	HRA Waiver D/V 2021	(34,679.37)	214	HRA Waiver Claims - Wage Works	2021
10/18/2021	CDHPHRA 2021	(143,082.85)	213	HRA Embedded Claims - Wage Works	2021
10/18/2021	HRA Waiver 2021	(85,280.68)	214	HRA Waiver Claims - Wage Works	2021
10/18/2021	HRA Waiver D/V 2021	(34,876.79)	214	HRA Waiver Claims - Wage Works	2021
10/19/2021	CDHPHRA 2021	(301,645.05)	213	HRA Embedded Claims - Wage Works	2021
10/19/2021	HRA Waiver 2021	(169,418.27)	214	HRA Waiver Claims - Wage Works	2021
10/19/2021	HRA Waiver D/V 2021	(66,228.92)	214	HRA Waiver Claims - Wage Works	2021
10/20/2021	CDHPHRA 2021	(50,114.56)	213	HRA Embedded Claims - Wage Works	2021
10/20/2021	HRA Waiver 2021	(33,103.38)	214	HRA Waiver Claims - Wage Works	2021
10/20/2021	HRA Waiver D/V 2021	(6,994.61)	214	HRA Waiver Claims - Wage Works	2021
10/20/2021	Claims 2021	(13,017,986.39)	310	Pharmacy Claims - CVS	2021
10/21/2021	CDHPHRA 2021	(132,588.17)	213	HRA Embedded Claims - Wage Works	2021
10/21/2021	HRA Waiver 2021	(86,123.06)	214	HRA Waiver Claims - Wage Works	2021
10/21/2021	HRA Waiver D/V 2021	(24,353.42)	214	HRA Waiver Claims - Wage Works	2021
10/22/2021	CDHPHRA 2021	(159,114.83)	213	HRA Embedded Claims - Wage Works	2021
10/22/2021	HRA Waiver 2021	(96,130.00)	214	HRA Waiver Claims - Wage Works	2021
10/22/2021	HRA Waiver D/V 2021	(39,214.25)	214	HRA Waiver Claims - Wage Works	2021
10/25/2021	CDHPHRA 2021	(136,501.62)	213	HRA Embedded Claims - Wage Works	2021

Kentucky Employees' Health Plan – Status Report
4th Quarter, 2021
Attachment A – Transaction Report
Page A-7

DATE	DESCRIPTION	AMOUNT	LRC Code	LRC Description	PL/YR
10/25/2021	HRA Waiver 2021	(80,571.59)	214	HRA Waiver Claims - Wage Works	2021
10/25/2021	HRA Waiver D/V 2021	(32,541.14)	214	HRA Waiver Claims - Wage Works	2021
10/26/2021	CDHPHRA 2021	(288,043.61)	213	HRA Embedded Claims - Wage Works	2021
10/26/2021	HRA Waiver 2021	(179,791.91)	214	HRA Waiver Claims - Wage Works	2021
10/26/2021	HRA Waiver D/V 2021	(47,526.30)	214	HRA Waiver Claims - Wage Works	2021
10/27/2021	CDHPHRA 2021	(49,261.99)	213	HRA Embedded Claims - Wage Works	2021
10/27/2021	HRA Waiver 2021	(30,994.19)	214	HRA Waiver Claims - Wage Works	2021
10/27/2021	HRA Waiver D/V 2021	(9,019.58)	214	HRA Waiver Claims - Wage Works	2021
10/27/2021	Claims 2021	(12,038,196.29)	310	Pharmacy Claims - CVS	2021
10/28/2021	CDHPHRA 2021	(130,229.22)	213	HRA Embedded Claims - Wage Works	2021
10/28/2021	HRA Waiver 2021	(75,484.68)	214	HRA Waiver Claims - Wage Works	2021
10/28/2021	HRA Waiver D/V 2021	(23,625.76)	214	HRA Waiver Claims - Wage Works	2021
10/29/2021	CDHPHRA 2021	(163,290.32)	213	HRA Embedded Claims - Wage Works	2021
10/29/2021	HRA Waiver 2021	(97,631.74)	214	HRA Waiver Claims - Wage Works	2021
10/29/2021	HRA Waiver D/V 2021	(25,451.88)	214	HRA Waiver Claims - Wage Works	2021
10/1/2021	pilot acupuncture program	(372.04)	210	Medical Claims - Anthem	2021
10/26/2021	Health Ins. Dep Eligibility Audit 09/2021	(9,089.60)	219	Ongoing Dependent Eligibility	2021
		October \$		49,227,469.18	
		Ending Balance \$		<u>460,981,488.61</u>	

Kentucky Employees' Health Plan – Status Report
4th Quarter, 2021
Attachment A – Transaction Report
Page A-8

Ocotober Account Summary		
101	Premiums	135,869,871.61
102	HRA Waiver Contribution	4,031,187.32
110	Investment Income	(13,851.35)
120	Drug Rebates - Express Scripts	0.00
121	Drug Rebates - CVS	57,505,297.02
130	Transfers From other plan year(s)	0.00
201	Medical Claims - Humana	0.00
202	Humana Admin	0.00
203	HRA Embedded Claims - Humana	0.00
204	HRA Waiver Claims - Humana	0.00
210	Medical Claims - Anthem	(87,545,883.94)
213	HRA Embedded Claims - Wage Works	(3,214,416.49)
214	HRA Waiver Claims - Wage Works	(2,647,497.34)
215	Anthem Admin	(3,712,133.80)
216	Wage Works Admin	(455,678.40)
217	MDX Medical Admin - Compass Choice	(105,274.55)
218	Rethink BH Services	(88,184.00)
219	Ongoing Dependent Eligibility Audit	(9,089.60)
220	Printing & Postage Services	0.00
221	WebMD Admin	(302,468.64)
222	WebMD Claims	0.00
301	Pharmacy Claims - Express Scripts	0.00
302	Express Scripts Admin	0.00
310	Pharmacy Claims - CVS	(47,295,485.24)
311	CVS Admin	(718,618.10)
500	Transfers To other plan year(s)	0.00
501	Operating Transfer/ Exp & Adj	(2,070,305.32)
502	Transfer for Clinic Cleaning Services	0.00
503	Voided/NSF/Cancelled Check Fees	0.00
	October Activity	\$49,227,469.18

Kentucky Employees' Health Plan – Status Report
4th Quarter, 2021
Attachment A – Transaction Report
Page A-9

November 2021 Combined Transaction Report

DATE	DESCRIPTION	AMOUNT	LRC Code	LRC Description	PL/YR
	Beginning Balance	<u>\$ 460,981,488.61</u>			
11/4/2021	Humana Health Recoveries Q3-2021 Plan Year 2016 & under	124,006.90	201	Medical Claims - Humana	2016
11/29/2021	Claims 2016	80,552.10	210	Medical Claims - Anthem	2016
11/15/2021	Claims 2017	559.33	210	Medical Claims - Anthem	2017
11/23/2021	Claims 2017	31,971.69	210	Medical Claims - Anthem	2017
11/29/2021	Claims 2017	219,461.41	210	Medical Claims - Anthem	2017
11/2/2021	Claims 2017	(1,179.72)	210	Medical Claims - Anthem	2017
11/8/2021	HRA Embedded Claims	3,325.80	213	HRA Embedded Claims - Wage Works	2018
11/8/2021	HRA Waiver Claims	2,698.90	214	HRA Waiver Claims - Wage Works	2018
11/8/2021	Claims 2018	5,118.85	210	Medical Claims - Anthem	2018
11/15/2021	Claims 2018	(3,388.91)	210	Medical Claims - Anthem	2018
11/23/2021	Claims 2018	902.64	210	Medical Claims - Anthem	2018
11/29/2021	Claims 2018	20,561.13	210	Medical Claims - Anthem	2018
11/12/2021	UNCLAIMED PROPERTY - CDHPHRA 2018	(2,205.54)	213	HRA Embedded Claims - Wage Works	2018
11/12/2021	UNCLAIMED PROPERTY - WHRA 2018	(1,857.24)	214	HRA Waiver Claims - Wage Works	2018
11/12/2021	UNCLAIMED PROPERTY - WHRA D/V 2018	(247.60)	214	HRA Waiver Claims - Wage Works	2018
11/3/2021	Claims 2018	(66.20)	310	Pharmacy Claims - CVS	2018
11/12/2021	Claims 2018	11,720.89	310	Pharmacy Claims - CVS	2018
11/17/2021	Claims 2018	(49.96)	310	Pharmacy Claims - CVS	2018
11/8/2021	Claims 2019	(4,256.22)	210	Medical Claims - Anthem	2019
11/15/2021	Claims 2019	(15,707.49)	210	Medical Claims - Anthem	2019
11/23/2021	Claims 2019	25,391.32	210	Medical Claims - Anthem	2019
11/29/2021	Claims 2019	19,296.04	210	Medical Claims - Anthem	2019
11/12/2021	UNCLAIMED PROPERTY - CDHPHRA 2019	(6,180.83)	213	HRA Embedded Claims - Wage Works	2019
11/12/2021	UNCLAIMED PROPERTY - WHRA 2019	(2,008.48)	214	HRA Waiver Claims - Wage Works	2019
11/12/2021	UNCLAIMED PROPERTY - WHRA D/V 2019	(375.90)	214	HRA Waiver Claims - Wage Works	2019
11/3/2021	Claims 2019	(1,024.44)	310	Pharmacy Claims - CVS	2019
11/12/2021	Claims 2019	8,761.56	310	Pharmacy Claims - CVS	2019
11/17/2021	Claims 2019	(228.91)	310	Pharmacy Claims - CVS	2019
11/2/2021	Claims 2019	(49,073.82)	210	Medical Claims - Anthem	2019
11/8/2021	Claims 2020	(20,880.24)	210	Medical Claims - Anthem	2020
11/15/2021	Claims 2020	(133,917.51)	210	Medical Claims - Anthem	2020
11/23/2021	Claims 2020	25,266.88	210	Medical Claims - Anthem	2020
11/29/2021	Claims 2020	(129,202.31)	210	Medical Claims - Anthem	2020
11/3/2021	Claims 2020	(12,842.71)	310	Pharmacy Claims - CVS	2020
11/12/2021	Claims 2020	1,756.27	310	Pharmacy Claims - CVS	2020
11/17/2021	Claims 2020	(2,462.65)	310	Pharmacy Claims - CVS	2020

Kentucky Employees' Health Plan – Status Report
4th Quarter, 2021
Attachment A – Transaction Report
Page A-10

DATE	DESCRIPTION	AMOUNT	LRC Code	LRC Description	PL/YR
11/2/2021	Claims 2020	(157,303.17)	210	Medical Claims - Anthem	2020
12/2/2021	Investment Income	(11,717.64)	110	Investment Income	2021
11/8/2021	HRA Waiver 2021	277,112.50	102	HRA Waiver Contribution	2021
11/8/2021	Health Insurance Premiums 2021	12,445,213.52	101	Premiums	2021
11/23/2021	HRA Waiver 2021	280,612.50	102	HRA Waiver Contribution	2021
11/23/2021	Health Insurance Premiums 2021	12,499,146.32	101	Premiums	2021
11/1/2021	Health Insurance Premiums 2021	(994.59)	101	Premiums	2021
11/12/2021	HRA Waiver 2021	175.00	102	HRA Waiver Contribution	2021
11/12/2021	Health Insurance Premiums 2021	3,859.42	101	Premiums	2021
11/16/2021	Health Insurance Premiums 2021	(366.13)	101	Premiums	2021
11/29/2021	HRA Waiver 2021	175.00	102	HRA Waiver Contribution	2021
11/29/2021	Health Insurance Premiums 2021	7,897.11	101	Premiums	2021
11/2/2021	Health Insurance Premiums 2021	1,086,338.87	101	Premiums	2021
11/2/2021	HRA Waiver 2021	2,450.00	102	HRA Waiver Contribution	2021
11/2/2021	HRA Waiver Dental/Vision 2021	350.00	102	HRA Waiver Contribution	2021
11/2/2021	Health Insurance Premiums 2021	2,048,667.25	101	Premiums	2021
11/2/2021	HRA Waiver 2021	3,237.50	102	HRA Waiver Contribution	2021
11/2/2021	HRA Waiver Dental/Vision 2021	350.00	102	HRA Waiver Contribution	2021
11/2/2021	Health Insurance Premiums 2021	205,310.59	101	Premiums	2021
11/2/2021	HRA Waiver 2021	3,325.00	102	HRA Waiver Contribution	2021
11/2/2021	HRA Waiver Dental/Vision 2021	4,375.00	102	HRA Waiver Contribution	2021
11/4/2021	Health Insurance Premiums 2021	36,044.92	101	Premiums	2021
11/4/2021	HRA Waiver Dental/Vision 2021	175.00	102	HRA Waiver Contribution	2021
11/3/2021	Health Insurance Premiums 2021	135,529.80	101	Premiums	2021
11/2/2021	KCTCS Oct 2021 health ins	3,224,021.69	101	Premiums	2021
11/2/2021	KCTCS Oct 2021 health premiums	149,030.22	101	Premiums	2021
11/2/2021	Fayette Co BOE Oct 2021 Health	803,940.67	101	Premiums	2021
11/3/2021	Health Insurance Premiums 2021	1,495,199.37	101	Premiums	2021
11/3/2021	HRA Waiver 2021	350.00	102	HRA Waiver Contribution	2021
11/3/2021	HRA Waiver Dental/Vision 2021	175.00	102	HRA Waiver Contribution	2021
11/4/2021	Judicial Retirement Sys health insurance premiums 10/2021	4,184.07	101	Premiums	2021
11/4/2021	Judicial Retirement Sys health insurance premiums 10/2021	69,848.23	101	Premiums	2021
11/23/2021	Legislative Retirement Sys health insurance premiums 10/2021	3,437.16	101	Premiums	2021
11/4/2021	Legislative Retirement Sys health premiums and admin fees 10/2021	31,998.10	101	Premiums	2021
11/4/2021	Health Insurance Premiums 2021	1,136,220.77	101	Premiums	2021
11/16/2021	Health Insurance Premiums 2021	41,531.74	101	Premiums	2021

Kentucky Employees' Health Plan – Status Report
4th Quarter, 2021
Attachment A – Transaction Report
Page A-11

DATE	DESCRIPTION	AMOUNT	LRC Code	LRC Description	PL/YR
11/5/2021	Health Insurance Premiums 2021	289,778.27	101	Premiums	2021
11/5/2021	HRA Waiver 2021	525.00	102	HRA Waiver Contribution	2021
11/5/2021	HRA Waiver Dental/Vision 2021	175.00	102	HRA Waiver Contribution	2021
11/8/2021	Health Insurance Premiums 2021	684,391.59	101	Premiums	2021
11/8/2021	Health Insurance Premiums 2021	714,481.08	101	Premiums	2021
11/8/2021	HRA Waiver 2021	1,050.00	102	HRA Waiver Contribution	2021
11/8/2021	HRA Waiver Dental/Vision 2021	2,275.00	102	HRA Waiver Contribution	2021
11/16/2021	Health Insurance Premiums 2021	1,857.06	101	Premiums	2021
11/12/2021	COBRA premiums Sept 2021 - WW	130,703.54	101	Premiums	2021
11/10/2021	Health Insurance Premiums 2021	351,424.98	101	Premiums	2021
11/10/2021	HRA Waiver 2021	350.00	102	HRA Waiver Contribution	2021
11/10/2021	HRA Waiver Dental/Vision 2021	175.00	102	HRA Waiver Contribution	2021
11/12/2021	Health Insurance Premiums 2021	(82,014.90)	101	Premiums	2021
11/23/2021	Health Insurance Premiums 2021	8,596.85	101	Premiums	2021
11/12/2021	Health Insurance Premiums 2021	556,012.32	101	Premiums	2021
11/15/2021	Health Insurance Premiums 2021	447,137.47	101	Premiums	2021
11/15/2021	HRA Waiver 2021	350.00	102	HRA Waiver Contribution	2021
11/15/2021	Health Insurance Premiums 2021	85,441.78	101	Premiums	2021
11/15/2021	Health Insurance Premiums 2021	314,371.28	101	Premiums	2021
11/15/2021	HRA Waiver 2021	175.00	102	HRA Waiver Contribution	2021
11/15/2021	HRA Waiver Dental/Vision 2021	175.00	102	HRA Waiver Contribution	2021
11/17/2021	Health Insurance Premiums 2021	376,700.80	101	Premiums	2021
11/17/2021	HRA Waiver 2021	1,400.00	102	HRA Waiver Contribution	2021
11/17/2021	HRA Waiver Dental/Vision 2021	1,225.00	102	HRA Waiver Contribution	2021
11/18/2021	Health Insurance Premiums 2021	443,010.90	101	Premiums	2021
11/18/2021	HRA Waiver 2021	2,800.00	102	HRA Waiver Contribution	2021
11/18/2021	HRA Waiver Dental/Vision 2021	875.00	102	HRA Waiver Contribution	2021
11/24/2021	Health Insurance Premiums 2021	7,939.84	101	Premiums	2021
11/19/2021	Health Insurance Premiums 2021	225,340.03	101	Premiums	2021
11/19/2021	HRA Waiver 2021	350.00	102	HRA Waiver Contribution	2021
11/29/2021	Health Insurance Premiums 2021	1,945.24	101	Premiums	2021
11/22/2021	Health Insurance Premiums 2021	235,194.02	101	Premiums	2021
11/22/2021	Health Insurance Premiums 2021	583,538.01	101	Premiums	2021
11/22/2021	HRA Waiver 2021	700.00	102	HRA Waiver Contribution	2021
11/22/2021	HRA Waiver Dental/Vision 2021	1,050.00	102	HRA Waiver Contribution	2021
11/24/2021	COBRA premiums Oct 2021 - WW	160,643.67	101	Premiums	2021
11/24/2021	Jefferson Co BOE Nov 2021 Health	1,788,996.25	101	Premiums	2021

Kentucky Employees' Health Plan – Status Report
4th Quarter, 2021
Attachment A – Transaction Report
Page A-12

DATE	DESCRIPTION	AMOUNT	LRC Code	LRC Description	PL/YR
11/23/2021	Judicial Retirement Sys health insurance premiums 11/2021	4,184.07	101	Premiums	2021
11/23/2021	Judicial Retirement Sys health insurance premiums 11/2021	64,848.13	101	Premiums	2021
11/23/2021	Legislative Retirement Sys health premiums and admin fees 11/2021	30,965.84	101	Premiums	2021
11/24/2021	Health Insurance Premiums 2021	435,844.31	101	Premiums	2021
11/24/2021	HRA Waiver 2021	175.00	102	HRA Waiver Contribution	2021
11/29/2021	Health Insurance Premiums 2021	1,451,095.36	101	Premiums	2021
11/29/2021	HRA Waiver 2021	2,975.00	102	HRA Waiver Contribution	2021
11/29/2021	HRA Waiver Dental/Vision 2021	1,837.50	102	HRA Waiver Contribution	2021
11/1/2021	Administration of Paper Claims	(75.00)	311	CVS Admin	2021
11/1/2021	Electronic Claims Processing	(88,922.00)	311	CVS Admin	2021
11/1/2021	Fees or members residing in other states	(40.00)	215	Anthem Admin	2021
11/4/2021	Administration of Paper Claims	(283.50)	311	CVS Admin	2021
11/4/2021	Appeals	(61,800.00)	311	CVS Admin	2021
11/4/2021	Drug Savings Review	(77,628.30)	311	CVS Admin	2021
11/4/2021	Electronic Claims Processing	(75,176.44)	311	CVS Admin	2021
11/4/2021	Enhanced Safety & Monitoring	(10,350.44)	311	CVS Admin	2021
11/4/2021	Nursing Services	(5,100.00)	311	CVS Admin	2021
11/4/2021	Per Diam Fees	(1,950.00)	311	CVS Admin	2021
11/4/2021	Pharmacy Advisor Counseling	(155,256.60)	311	CVS Admin	2021
11/4/2021	Prior Authorization	(123,510.00)	311	CVS Admin	2021
11/4/2021	Fees or members residing in other states	(80.23)	215	Anthem Admin	2021
11/8/2021	COACHING POSTAGE 09/2021	(4,650.39)	221	WebMD Admin	2021
11/8/2021	HEALTH ASSESSMENT PAPER 09/2021	(199.20)	221	WebMD Admin	2021
11/8/2021	Phone/virtual coaching 09/2021	(165,469.50)	221	WebMD Admin	2021
11/8/2021	Claims 2021	(25,633,924.44)	210	Medical Claims - Anthem	2021
11/9/2021	DC FSA 2021	(1,736.00)	216	WW Health Equity Admin	2021
11/9/2021	HCDC FSA 2021	(2,830.80)	216	WW Health Equity Admin	2021
11/9/2021	HC FSA 2021	(70,924.00)	216	WW Health Equity Admin	2021
11/9/2021	HRA 2021	(333,998.00)	216	WW Health Equity Admin	2021
11/9/2021	ANTHEM ASO FEES	(3,714,826.20)	215	Anthem Admin	2021
11/10/2021	Premise Health Oct 2021	(122,312.99)	210	Medical Claims - Anthem	2021
11/10/2021	Rethink Benefits 11/2021	(88,184.00)	218	Rethink BH Services	2021
11/10/2021	OLR Reward Redemption 09/2021	(182,185.00)	222	WebMD Claims Reimbursement	2021
11/12/2021	COBRA General Notice Fee	(13,396.00)	216	WW Health Equity Admin	2021
11/12/2021	COBRA MONTHLY (PPPM)	(45,250.00)	216	WW Health Equity Admin	2021
11/12/2021	Customized Mailings	(15.00)	216	WW Health Equity Admin	2021
11/15/2021	Administration of Paper Claims	(21.00)	311	CVS Admin	2021

Kentucky Employees' Health Plan – Status Report
4th Quarter, 2021
Attachment A – Transaction Report
Page A-13

DATE	DESCRIPTION	AMOUNT	LRC Code	LRC Description	PL/YR
11/15/2021	Electronic Claims Processing	(86,802.00)	311	CVS Admin	2021
11/15/2021	Claims 2021	(32,029,909.94)	210	Medical Claims - Anthem	2021
11/18/2021	OLR Reward Redemption 10/2021	(250,000.00)	222	WebMD Claims Reimbursement	2021
11/19/2021	PHYSICIAN FORM 09/2021	(224.40)	221	WebMD Admin	2021
11/22/2021	Administration of Paper Claims	(169.50)	311	CVS Admin	2021
11/22/2021	Electronic Claims Processing	(106,250.00)	311	CVS Admin	2021
11/23/2021	Claims 2021	(30,950,722.15)	210	Medical Claims - Anthem	2021
11/23/2021	MDX/SAPPHIRE MEG PER INTERACTION FEES 10-2021	(1,200.00)	217	MDX Medical Admin - Compass Choice	2021
11/23/2021	Fees or members residing in other states	(3.90)	215	Anthem Admin	2021
11/29/2021	Claims 2021	(22,142,375.90)	210	Medical Claims - Anthem	2021
11/30/2021	Medicare Sec 2021	(9,161.58)	210	Medical Claims - Anthem	2021
11/8/2021	Health Ins Refund	(85.20)	101	Premiums	2021
11/8/2021	Health Ins. Refund	(52.42)	101	Premiums	2021
11/8/2021	Health Ins Refund	(323.18)	101	Premiums	2021
11/8/2021	Health Ins Refund	(323.18)	101	Premiums	2021
11/8/2021	Health Ins. Refund	(134.38)	101	Premiums	2021
11/8/2021	Health Ins Refund	(92.42)	101	Premiums	2021
11/8/2021	Health Ins Refund	(26.21)	101	Premiums	2021
11/8/2021	Health Ins Refund	(87.40)	101	Premiums	2021
11/1/2021	KDE Health Insurance Premiums 2021	61,173,043.09	101	Premiums	2021
11/10/2021	KDE FSA Admin Fees	47,622.40	216	WW Health Equity Admin	2021
11/10/2021	KDE FSA Admin Fees	48,442.80	216	WW Health Equity Admin	2021
11/16/2021	KDE HRA Waiver 2021	2,282,338.00	102	HRA Waiver Contribution	2021
11/16/2021	KDE HRA Waiver Dental/Vision 2021	1,151,582.50	102	HRA Waiver Contribution	2021
11/15/2021	KRS NOV 2021 health insurance premiums	23,673,511.04	101	Premiums	2021
11/23/2021	KTRS health insurance premiums 11/2021	8,298,180.19	101	Premiums	2021
11/9/2021	ISS FACILITY SERVICES CLINIC JANITORIAL SERVICES L&N BLDG SEPTEMBER 2021	(255.52)	502	Transfer for Clinic Services	2021
11/9/2021	ISS FACILITY SERVICES CLINIC JANITORIAL SERVICES CANX, CHR, 300 BLDG, AND 500 MERO SEPT 2021	(1,022.08)	502	Transfer for Clinic Services	2021
11/9/2021	ISS Facility Services Clinic Janitorial Services CANX, CHR, 300 BLDG, and 500 MERO Aug 2021	(1,022.08)	502	Transfer for Clinic Services	2021
11/9/2021	ISS FACILITY SERVICES CLINIC JANITORIAL SERVICES L&N BLDG AUG 2021	(255.52)	502	Transfer for Clinic Services	2021

Kentucky Employees' Health Plan – Status Report
4th Quarter, 2021
Attachment A – Transaction Report
Page A-14

DATE	DESCRIPTION	AMOUNT	LRC Code	LRC Description	PL/YR
11/30/2021	ISS FACILITY SERVICES CLINIC JANITORIAL SERVICES CANX, CHR, 300 BLDG, AND 500 MERO OCT 2021	(1,022.08)	502	Transfer for Clinic Services	2021
11/30/2021	ISS FACILITY SERVICES CLINIC JANITORIAL SERVICES L&N BLDG OCT 2021	(255.52)	502	Transfer for Clinic Services	2021
11/1/2021	CDHPHRA 2021	(136,855.95)	213	HRA Embedded Claims - Wage Works	2021
11/1/2021	HRA Waiver 2021	(93,626.27)	214	HRA Waiver Claims - Wage Works	2021
11/1/2021	HRA Waiver D/V 2021	(26,188.72)	214	HRA Waiver Claims - Wage Works	2021
11/2/2021	CDHPHRA 2021	(284,543.09)	213	HRA Embedded Claims - Wage Works	2021
11/2/2021	HRA Waiver 2021	(177,006.96)	214	HRA Waiver Claims - Wage Works	2021
11/2/2021	HRA Waiver D/V 2021	(58,171.57)	214	HRA Waiver Claims - Wage Works	2021
11/3/2021	CDHPHRA 2021	(48,760.43)	213	HRA Embedded Claims - Wage Works	2021
11/3/2021	HRA Waiver 2021	(46,516.94)	214	HRA Waiver Claims - Wage Works	2021
11/3/2021	HRA Waiver D/V 2021	(10,540.55)	214	HRA Waiver Claims - Wage Works	2021
11/3/2021	Claims 2021	(11,697,720.56)	310	Pharmacy Claims - CVS	2021
11/4/2021	CDHPHRA 2021	(139,513.02)	213	HRA Embedded Claims - Wage Works	2021
11/4/2021	HRA Waiver 2021	(78,143.94)	214	HRA Waiver Claims - Wage Works	2021
11/4/2021	HRA Waiver D/V 2021	(31,168.33)	214	HRA Waiver Claims - Wage Works	2021
11/5/2021	CDHPHRA 2021	(161,865.63)	213	HRA Embedded Claims - Wage Works	2021
11/5/2021	HRA Waiver 2021	(106,754.75)	214	HRA Waiver Claims - Wage Works	2021
11/5/2021	HRA Waiver D/V 2021	(45,445.76)	214	HRA Waiver Claims - Wage Works	2021
11/8/2021	CDHPHRA 2021	(150,424.78)	213	HRA Embedded Claims - Wage Works	2021
11/8/2021	HRA Waiver 2021	(96,078.31)	214	HRA Waiver Claims - Wage Works	2021
11/8/2021	HRA Waiver D/V 2021	(38,290.98)	214	HRA Waiver Claims - Wage Works	2021
11/9/2021	CDHPHRA 2021	(280,457.69)	213	HRA Embedded Claims - Wage Works	2021
11/9/2021	HRA Waiver 2021	(166,791.47)	214	HRA Waiver Claims - Wage Works	2021
11/9/2021	HRA Waiver D/V 2021	(53,249.59)	214	HRA Waiver Claims - Wage Works	2021
11/10/2021	CDHPHRA 2021	(49,946.75)	213	HRA Embedded Claims - Wage Works	2021
11/10/2021	HRA Waiver 2021	(37,171.83)	214	HRA Waiver Claims - Wage Works	2021
11/10/2021	HRA Waiver D/V 2021	(10,598.06)	214	HRA Waiver Claims - Wage Works	2021
11/12/2021	CDHPHRA 2021	(142,385.23)	213	HRA Embedded Claims - Wage Works	2021
11/12/2021	HRA Waiver 2021	(95,580.19)	214	HRA Waiver Claims - Wage Works	2021
11/12/2021	HRA Waiver D/V 2021	(35,284.37)	214	HRA Waiver Claims - Wage Works	2021
11/12/2021	Claims 2021	(11,202,938.33)	310	Pharmacy Claims - CVS	2021
11/15/2021	CDHPHRA 2021	(273,398.49)	213	HRA Embedded Claims - Wage Works	2021
11/15/2021	HRA Waiver 2021	(164,721.33)	214	HRA Waiver Claims - Wage Works	2021
11/15/2021	HRA Waiver D/V 2021	(62,692.56)	214	HRA Waiver Claims - Wage Works	2021

Kentucky Employees' Health Plan – Status Report
4th Quarter, 2021
Attachment A – Transaction Report
Page A-15

DATE	DESCRIPTION	AMOUNT	LRC Code	LRC Description	PL/YR
11/16/2021	CDHPHRA 2021	(277,048.36)	213	HRA Embedded Claims - Wage Works	2021
11/16/2021	HRA Waiver 2021	(180,762.08)	214	HRA Waiver Claims - Wage Works	2021
11/16/2021	HRA Waiver D/V 2021	(55,127.65)	214	HRA Waiver Claims - Wage Works	2021
11/17/2021	CDHPHRA 2021	(66,701.30)	213	HRA Embedded Claims - Wage Works	2021
11/17/2021	HRA Waiver 2021	(47,309.82)	214	HRA Waiver Claims - Wage Works	2021
11/17/2021	HRA Waiver D/V 2021	(8,433.80)	214	HRA Waiver Claims - Wage Works	2021
11/17/2021	Claims 2021	(14,630,266.52)	310	Pharmacy Claims - CVS	2021
11/18/2021	CDHPHRA 2021	(137,075.70)	213	HRA Embedded Claims - Wage Works	2021
11/18/2021	HRA Waiver 2021	(95,847.95)	214	HRA Waiver Claims - Wage Works	2021
11/18/2021	HRA Waiver D/V 2021	(26,327.41)	214	HRA Waiver Claims - Wage Works	2021
11/19/2021	CDHPHRA 2021	(143,417.65)	213	HRA Embedded Claims - Wage Works	2021
11/19/2021	HRA Waiver 2021	(86,286.36)	214	HRA Waiver Claims - Wage Works	2021
11/19/2021	HRA Waiver D/V 2021	(30,567.80)	214	HRA Waiver Claims - Wage Works	2021
11/22/2021	CDHPHRA 2021	(141,908.15)	213	HRA Embedded Claims - Wage Works	2021
11/22/2021	HRA Waiver 2021	(69,294.52)	214	HRA Waiver Claims - Wage Works	2021
11/22/2021	HRA Waiver D/V 2021	(17,695.94)	214	HRA Waiver Claims - Wage Works	2021
11/23/2021	CDHPHRA 2021	(288,257.48)	213	HRA Embedded Claims - Wage Works	2021
11/23/2021	HRA Waiver 2021	(168,233.93)	214	HRA Waiver Claims - Wage Works	2021
11/23/2021	HRA Waiver D/V 2021	(71,395.08)	214	HRA Waiver Claims - Wage Works	2021
11/24/2021	CDHPHRA 2021	(43,757.19)	213	HRA Embedded Claims - Wage Works	2021
11/24/2021	HRA Waiver 2021	(35,564.88)	214	HRA Waiver Claims - Wage Works	2021
11/24/2021	HRA Waiver D/V 2021	(10,144.33)	214	HRA Waiver Claims - Wage Works	2021
11/29/2021	CDHPHRA 2021	(132,508.29)	213	HRA Embedded Claims - Wage Works	2021
11/29/2021	HRA Waiver 2021	(89,682.14)	214	HRA Waiver Claims - Wage Works	2021
11/29/2021	HRA Waiver D/V 2021	(31,748.23)	214	HRA Waiver Claims - Wage Works	2021
11/30/2021	CDHPHRA 2021	(410,794.51)	213	HRA Embedded Claims - Wage Works	2021
11/30/2021	HRA Waiver 2021	(274,394.78)	214	HRA Waiver Claims - Wage Works	2021
11/30/2021	HRA Waiver D/V 2021	(96,325.49)	214	HRA Waiver Claims - Wage Works	2021
11/2/2021	Claims 2021	(25,438,247.54)	210	Medical Claims - Anthem	2021
11/12/2021	Know Your Rx Coalition 07/01/21 - 9/30/21	(112,500.00)	311	CVS Admin	2021
11/10/2021	pilot acupuncture program	(208.02)	210	Medical Claims - Anthem	2021
11/22/2021	Health Ins. Dep Eligibility Audit 10/2021	(11,026.20)	219	Ongoing Dependent Eligibility	2021
		November \$		(43,763,681.99)	
		Ending Balance \$		<u>417,217,806.62</u>	

Kentucky Employees' Health Plan – Status Report
4th Quarter, 2021
Attachment A – Transaction Report
Page A-16

November Account Summary		
101	Premiums	137,882,096.82
102	HRA Waiver Contribution	4,025,420.50
110	Investment Income	(11,717.64)
120	Drug Rebates - Express Scripts	0.00
121	Drug Rebates - CVS	0.00
130	Transfers From other plan year(s)	0.00
201	Medical Claims - Humana	124,006.90
202	Humana Admin	0.00
203	HRA Embedded Claims - Humana	0.00
204	HRA Waiver Claims - Humana	0.00
210	Medical Claims - Anthem	(136,412,690.56)
213	HRA Embedded Claims - Wage Works	(3,314,680.26)
214	HRA Waiver Claims - Wage Works	(2,830,954.99)
215	Anthem Admin	(3,714,950.33)
216	Wage Works Admin	(372,084.60)
217	MDX Medical Admin - Compass Choice	(1,200.00)
218	Rethink BH Services	(88,184.00)
219	Ongoing Dependent Eligibility Audit	(11,026.20)
220	Printing & Postage Services	0.00
221	WebMD Admin	(170,543.49)
222	WebMD Claims	(432,185.00)
301	Pharmacy Claims - Express Scripts	0.00
302	Express Scripts Admin	0.00
310	Pharmacy Claims - CVS	(37,525,361.56)
311	CVS Admin	(905,794.78)
500	Transfers To other plan year(s)	0.00
501	Operating Transfer/ Exp & Adj	0.00
502	Transfer for Clinic Cleaning Services	(3,832.80)
503	Voided/NSF/Cancelled Check Fees	0.00
	November Activity	(\$43,763,681.99)

Kentucky Employees' Health Plan – Status Report
4th Quarter, 2021
Attachment A – Transaction Report
Page A-17

December 2021 Combined Transaction Report

DATE	DESCRIPTION	AMOUNT	LRC Code	LRC Description	PL/YR
	<u>Beginning Balance</u>	<u>\$ 417,217,806.62</u>			
12/6/2021	Claims 2016	1,143.82	210	Medical Claims - Anthem	2016
12/28/2021	Claims 2016	812.28	210	Medical Claims - Anthem	2016
12/6/2021	Claims 2017	34,479.16	210	Medical Claims - Anthem	2017
12/21/2021	Claims 2017	(3,505.08)	210	Medical Claims - Anthem	2017
12/28/2021	Claims 2017	1,566.61	210	Medical Claims - Anthem	2017
12/6/2021	Claims 2018	45.62	210	Medical Claims - Anthem	2018
12/14/2021	Claims 2018	(31.23)	210	Medical Claims - Anthem	2018
12/21/2021	Claims 2018	94,373.97	210	Medical Claims - Anthem	2018
12/28/2021	Claims 2018	3,409.59	210	Medical Claims - Anthem	2018
12/9/2021	Claims 2018	(239.97)	310	Pharmacy Claims - CVS	2018
12/6/2021	Claims 2019	(1,888.75)	210	Medical Claims - Anthem	2019
12/14/2021	Claims 2019	19,436.69	210	Medical Claims - Anthem	2019
12/21/2021	Claims 2019	260,547.28	210	Medical Claims - Anthem	2019
12/28/2021	Claims 2019	94,916.60	210	Medical Claims - Anthem	2019
12/9/2021	Claims 2019	(537.32)	310	Pharmacy Claims - CVS	2019
12/3/2021	Service Warranty Global Austedo from 05/2018-12/2020	19,773.75	310	Pharmacy Claims - CVS	2020
12/6/2021	Claims 2020	38,551.33	210	Medical Claims - Anthem	2020
12/14/2021	Claims 2020	148,475.24	210	Medical Claims - Anthem	2020
12/21/2021	Claims 2020	323,914.53	210	Medical Claims - Anthem	2020
12/28/2021	Claims 2020	146,880.86	210	Medical Claims - Anthem	2020
12/7/2021	CDHPHRA 2020	(240.00)	213	HRA Embedded Claims - Wage Works	2020
12/2/2021	Claims 2020	(1,588.63)	310	Pharmacy Claims - CVS	2020
12/2/2021	Claims 2020	(26.18)	310	Pharmacy Claims - CVS	2020
12/8/2021	CDHPHRA 2020	(150.00)	213	HRA Embedded Claims - Wage Works	2020
12/9/2021	Claims 2020	11.63	310	Pharmacy Claims - CVS	2020
12/17/2021	Claims 2020	1,107.76	310	Pharmacy Claims - CVS	2020
12/23/2021	CDHPHRA 2020	(258.32)	213	HRA Embedded Claims - Wage Works	2020
12/28/2021	Claims 2020	141.50	310	Pharmacy Claims - CVS	2020
1/4/2022	Investment Income	(12,816.54)	110	Investment Income	2021
12/8/2021	HRA Waiver 2021	280,350.00	102	HRA Waiver Contribution	2021
12/8/2021	Health Insurance Premiums 2021	12,417,357.85	101	Premiums	2021
12/22/2021	HRA Waiver 2021	281,050.00	102	HRA Waiver Contribution	2021
12/22/2021	Health Insurance Premiums 2021	12,492,783.91	101	Premiums	2021
12/1/2021	HRA Waiver 2021	87.50	102	HRA Waiver Contribution	2021
12/1/2021	Health Insurance Premiums 2021	2,035.34	101	Premiums	2021
12/3/2021	Health Insurance Premiums 2021	(139.76)	101	Premiums	2021
12/14/2021	HRA Waiver 2021	87.50	102	HRA Waiver Contribution	2021
12/14/2021	Health Insurance Premiums 2021	4,095.77	101	Premiums	2021
12/16/2021	HRA Waiver 2021	(87.50)	102	HRA Waiver Contribution	2021

Kentucky Employees' Health Plan – Status Report
4th Quarter, 2021
Attachment A – Transaction Report
Page A-18

DATE	DESCRIPTION	AMOUNT	LRC Code	LRC Description	PL/YR
12/16/2021	Health Insurance Premiums 2021	1,783.31	101	Premiums	2021
12/28/2021	HRA Waiver 2021	175.00	102	HRA Waiver Contribution	2021
12/28/2021	Health Insurance Premiums 2021	3,583.53	101	Premiums	2021
12/3/2021	DEPT #794 1 ITEM TOTAL= \$43.70	(43.70)	101	Premiums	2021
12/2/2021	Legislative Retirement Sys health insurance premiums 11/2021	3,437.16	101	Premiums	2021
12/9/2021	Health Insurance Premiums 2021	872,114.01	101	Premiums	2021
12/9/2021	HRA Waiver 2021	175.00	102	HRA Waiver Contribution	2021
12/9/2021	Health Insurance Premiums 2021	7,285.05	101	Premiums	2021
12/9/2021	Health Insurance Premiums 2021	24,724.96	101	Premiums	2021
12/8/2021	Health Insurance Premiums 2021	6,046.56	101	Premiums	2021
12/2/2021	Health Insurance Premiums 2021	1,703.95	101	Premiums	2021
12/1/2021	Health Insurance Premiums 2021	2,105,345.17	101	Premiums	2021
12/1/2021	HRA Waiver 2021	3,150.00	102	HRA Waiver Contribution	2021
12/1/2021	HRA Waiver Dental/Vision 2021	350.00	102	HRA Waiver Contribution	2021
12/1/2021	Fayette Co BOE Nov 2021 Health	809,462.86	101	Premiums	2021
12/8/2021	KCTCS Nov 2021 health ins	3,221,548.68	101	Premiums	2021
12/8/2021	KCTCS Nov 2021 health premiums	148,653.34	101	Premiums	2021
12/6/2021	Health Insurance Premiums 2021	123,968.53	101	Premiums	2021
12/2/2021	Health Insurance Premiums 2021	1,853,188.95	101	Premiums	2021
12/2/2021	HRA Waiver 2021	6,387.50	102	HRA Waiver Contribution	2021
12/2/2021	HRA Waiver Dental/Vision 2021	2,275.00	102	HRA Waiver Contribution	2021
12/3/2021	Health Insurance Premiums 2021	789,913.31	101	Premiums	2021
12/3/2021	HRA Waiver 2021	2,975.00	102	HRA Waiver Contribution	2021
12/3/2021	HRA Waiver Dental/Vision 2021	4,287.50	102	HRA Waiver Contribution	2021
12/6/2021	Health Insurance Premiums 2021	966,375.55	101	Premiums	2021
12/6/2021	Health Insurance Premiums 2021	1,007,560.54	101	Premiums	2021
12/6/2021	HRA Waiver 2021	175.00	102	HRA Waiver Contribution	2021
12/7/2021	Health Insurance Premiums 2021	172,074.08	101	Premiums	2021
12/9/2021	Health Insurance Premiums 2021	338.67	101	Premiums	2021
12/8/2021	Health Insurance Premiums 2021	392,569.21	101	Premiums	2021
12/8/2021	HRA Waiver 2021	1,487.50	102	HRA Waiver Contribution	2021
12/8/2021	HRA Waiver Dental/Vision 2021	1,925.00	102	HRA Waiver Contribution	2021
12/9/2021	Health Insurance Premiums 2021	53,735.26	101	Premiums	2021
12/9/2021	Health Insurance Premiums 2021	343,865.03	101	Premiums	2021
12/10/2021	Health Insurance Premiums 2021	738,291.64	101	Premiums	2021
12/10/2021	HRA Waiver Dental/Vision 2021	175.00	102	HRA Waiver Contribution	2021
12/13/2021	Health Insurance Premiums 2021	39,326.00	101	Premiums	2021
12/13/2021	Health Insurance Premiums 2021	172,740.87	101	Premiums	2021
12/13/2021	HRA Waiver 2021	175.00	102	HRA Waiver Contribution	2021
12/13/2021	HRA Waiver Dental/Vision 2021	700.00	102	HRA Waiver Contribution	2021

Kentucky Employees' Health Plan – Status Report
4th Quarter, 2021
Attachment A – Transaction Report
Page A-19

DATE	DESCRIPTION	AMOUNT	LRC Code	LRC Description	PL/YR
12/15/2021	Health Insurance Premiums 2021	394,407.68	101	Premiums	2021
12/15/2021	HRA Waiver 2021	350.00	102	HRA Waiver Contribution	2021
12/17/2021	KCTCS Sept missed pymt 2021 health premiums	22,753.80	101	Premiums	2021
12/16/2021	Health Insurance Premiums 2021	763,093.61	101	Premiums	2021
12/16/2021	HRA Waiver 2021	3,150.00	102	HRA Waiver Contribution	2021
12/16/2021	HRA Waiver Dental/Vision 2021	700.00	102	HRA Waiver Contribution	2021
12/20/2021	Health Insurance Premiums 2021	1,300.39	101	Premiums	2021
12/22/2021	CDHPHRA	95.99	213	HRA Embedded Claims - Wage Works	2021
12/22/2021	WDVHRA - WAIVER LIMITED PURPOSE	143.88	214	HRA Waiver Claims - Wage Works	2021
12/22/2021	WHRA -GENERAL PURPOSE	363.41	214	HRA Waiver Claims - Wage Works	2021
12/17/2021	Health Insurance Premiums 2021	428,282.93	101	Premiums	2021
12/17/2021	HRA Waiver 2021	350.00	102	HRA Waiver Contribution	2021
12/20/2021	Health Insurance Premiums 2021	773,624.60	101	Premiums	2021
12/20/2021	HRA Waiver Dental/Vision 2021	175.00	102	HRA Waiver Contribution	2021
12/20/2021	Health Insurance Premiums 2021	553,217.08	101	Premiums	2021
12/20/2021	HRA Waiver 2021	175.00	102	HRA Waiver Contribution	2021
12/20/2021	HRA Waiver Dental/Vision 2021	175.00	102	HRA Waiver Contribution	2021
12/20/2021	Health Insurance Premiums 2021	25,361.92	101	Premiums	2021
12/22/2021	Health Insurance Premiums 2021	757,405.87	101	Premiums	2021
12/22/2021	HRA Waiver 2021	350.00	102	HRA Waiver Contribution	2021
12/27/2021	Health Insurance Premiums 2021	522,117.98	101	Premiums	2021
12/27/2021	HRA Waiver 2021	350.00	102	HRA Waiver Contribution	2021
12/27/2021	HRA Waiver Dental/Vision 2021	525.00	102	HRA Waiver Contribution	2021
12/27/2021	Health Insurance Premiums 2021	770,600.42	101	Premiums	2021
12/27/2021	HRA Waiver 2021	175.00	102	HRA Waiver Contribution	2021
12/27/2021	Health Insurance Premiums 2021	258,118.44	101	Premiums	2021
12/27/2021	Health Insurance Premiums 2021	3,768.80	101	Premiums	2021
12/28/2021	Jefferson Co BOE Dec 2021 Health	1,800,661.11	101	Premiums	2021
12/29/2021	Health Insurance Premiums 2021	787,267.61	101	Premiums	2021
12/29/2021	HRA Waiver 2021	3,675.00	102	HRA Waiver Contribution	2021
12/29/2021	HRA Waiver Dental/Vision 2021	2,625.00	102	HRA Waiver Contribution	2021
12/2/2021	MDX/COMPASS INCENTIVES OCTOBER 2021	(50,050.00)	210	Medical Claims - Anthem	2021
12/2/2021	MDX SAPPHIRE - MEG ADMIN FEES 11-2021	(26,191.20)	217	MDX Medical Admin - Compass Choice	2021
12/2/2021	MDX SAPPHIRE - SMARTSHOPPER ADMIN FEES 11-2021	(76,748.10)	217	MDX Medical Admin - Compass Choice	2021
12/6/2021	Administration of Paper Claims	(72.00)	311	CVS Admin	2021
12/6/2021	Electronic Claims Processing	(105,072.00)	311	CVS Admin	2021
12/6/2021	Claims 2021	(34,186,708.10)	210	Medical Claims - Anthem	2021
12/6/2021	ANTHEM ASO FEES	(3,835.40)	215	Anthem Admin	2021
12/6/2021	Fees or members residing in other states	(61.71)	215	Anthem Admin	2021
12/7/2021	COACHING POSTAGE10/2021	(506.16)	221	WebMD Admin	2021
12/7/2021	Phone/virtual coaching 10/2021	(114,597.00)	221	WebMD Admin	2021

Kentucky Employees' Health Plan – Status Report
4th Quarter, 2021
Attachment A – Transaction Report
Page A-20

DATE	DESCRIPTION	AMOUNT	LRC Code	LRC Description	PL/YR
12/7/2021	Fees or members residing in other states	(40.00)	215	Anthem Admin	2021
12/8/2021	DC FSA 2021	(1,741.60)	216	WW Health Equity Admin	2021
12/8/2021	HCDC FSA 2021	(2,842.00)	216	WW Health Equity Admin	2021
12/8/2021	HC FSA 2021	(71,128.40)	216	WW Health Equity Admin	2021
12/8/2021	HRA 2021	(337,489.60)	216	WW Health Equity Admin	2021
12/13/2021	CUSTOMER SERVICE PEPM 10/2021	(23,134.67)	221	WebMD Admin	2021
12/13/2021	INCENTIVE FULFILLMENT 10/2021	(69,404.01)	221	WebMD Admin	2021
12/13/2021	MONTHLY PORTAL 10/2021	(217,109.98)	221	WebMD Admin	2021
12/14/2021	Claims 2021	(32,247,594.01)	210	Medical Claims - Anthem	2021
12/16/2021	MDX/COMPASS INCENTIVES NOVEMBER 2021	(56,700.00)	210	Medical Claims - Anthem	2021
12/16/2021	MDX/SAPPHIRE MEG PER INTERACTION FEES 11-2021	(6,000.00)	217	MDX Medical Admin - Compass Choice	2021
12/16/2021	MDX SAPPHIRE - MEG ADMIN FEES 12-2021	(26,172.30)	217	MDX Medical Admin - Compass Choice	2021
12/16/2021	MDX SAPPHIRE - SMARTSHOPPER ADMIN FEES 12-2021	(76,703.55)	217	MDX Medical Admin - Compass Choice	2021
12/16/2021	ANTHEM ASO FEES	(3,712,286.20)	215	Anthem Admin	2021
12/17/2021	Administration of Paper Claims	(9.00)	311	CVS Admin	2021
12/17/2021	Appeals	(58,300.00)	311	CVS Admin	2021
12/17/2021	Claims Austedo	(19,773.75)	311	CVS Admin	2021
12/17/2021	Drug Savings Review	(78,737.10)	311	CVS Admin	2021
12/17/2021	Electronic Claims Processing	(75,249.20)	311	CVS Admin	2021
12/17/2021	Enhanced Safety & Monitoring	(10,498.28)	311	CVS Admin	2021
12/17/2021	Nursing Services	(1,670.00)	311	CVS Admin	2021
12/17/2021	Per Diem Fees	(1,950.00)	311	CVS Admin	2021
12/17/2021	Pharmacy Advisor Counseling	(157,474.20)	311	CVS Admin	2021
12/17/2021	Prior Authorization	(135,090.00)	311	CVS Admin	2021
12/17/2021	Administration of Paper Claims	(79.50)	311	CVS Admin	2021
12/17/2021	Electronic Claims Processing	(89,333.00)	311	CVS Admin	2021
12/17/2021	Premise Health - November 2021	(120,853.71)	210	Medical Claims - Anthem	2021
12/17/2021	OLR Reward Redemption 10/2021	(226,616.71)	222	WebMD Claims Reimbursement	2021
12/21/2021	Claims 2021	(32,124,995.67)	210	Medical Claims - Anthem	2021
12/22/2021	ANTHEM ASO FEES	(3,835.40)	215	Anthem Admin	2021
12/22/2021	OLR Reward Redemption 11/2021	(436,575.40)	222	WebMD Claims Reimbursement	2021
12/28/2021	Claims 2021	(24,861,473.63)	210	Medical Claims - Anthem	2021
12/9/2021	Health Ins Refund	(280.27)	101	Premiums	2021
12/22/2021	Health Insurance Refund	(127.40)	101	Premiums	2021
12/9/2021	Health Ins Refund	(43.70)	101	Premiums	2021
12/22/2021	Health Insurance Refund	(26.21)	101	Premiums	2021
12/2/2021	Health Ins Refund	(184.84)	101	Premiums	2021
12/22/2021	Health Ins. Refund	(43.70)	101	Premiums	2021
12/22/2021	Health Ins. Refund	(161.72)	101	Premiums	2021
12/2/2021	Health Ins. Refund	(92.42)	101	Premiums	2021
12/9/2021	Health Ins. Refund	(42.60)	101	Premiums	2021

Kentucky Employees' Health Plan – Status Report
4th Quarter, 2021
Attachment A – Transaction Report
Page A-21

DATE	DESCRIPTION	AMOUNT	LRC Code	LRC Description	PL/YR
12/22/2021	Health Ins. Refund	(201.57)	101	Premiums	2021
12/22/2021	Health Ins. Refund	(85.20)	101	Premiums	2021
12/22/2021	Health Ins Refund	(174.80)	101	Premiums	2021
12/22/2021	Health Ins Refund	(327.50)	101	Premiums	2021
12/22/2021	Health Ins Refund	(50.00)	101	Premiums	2021
12/1/2021	KDE Health Insurance Premiums 2022	61,283,950.25	101	Premiums	2021
12/8/2021	KDE FSA Admin fees	48,535.20	216	WW Health Equity Admin	2021
12/21/2021	KDE HRA Waiver 2021	2,299,756.42	102	HRA Waiver Contribution	2021
12/21/2021	KDE HRA Waiver Dental/Vision 2021	1,180,112.50	102	HRA Waiver Contribution	2021
12/14/2021	KRS Dec 2021 health insurance premiums	23,611,210.66	101	Premiums	2021
12/1/2021	CDHPHRA 2021	(66,330.11)	213	HRA Embedded Claims - Wage Works	2021
12/1/2021	HRA Waiver 2021	(40,407.83)	214	HRA Waiver Claims - Wage Works	2021
12/1/2021	HRA Waiver D/V 2021	(8,887.15)	214	HRA Waiver Claims - Wage Works	2021
12/2/2021	CDHPHRA 2021	(155,807.19)	213	HRA Embedded Claims - Wage Works	2021
12/2/2021	HRA Waiver 2021	(66,169.19)	214	HRA Waiver Claims - Wage Works	2021
12/2/2021	HRA Waiver D/V 2021	(29,578.97)	214	HRA Waiver Claims - Wage Works	2021
12/2/2021	Claims 2021	(14,026,748.77)	310	Pharmacy Claims - CVS	2021
12/2/2021	Claims 2021	(10,285,132.83)	310	Pharmacy Claims - CVS	2021
12/3/2021	CDHPHRA 2021	(157,235.47)	213	HRA Embedded Claims - Wage Works	2021
12/3/2021	HRA Waiver 2021	(99,827.32)	214	HRA Waiver Claims - Wage Works	2021
12/3/2021	HRA Waiver D/V 2021	(27,534.32)	214	HRA Waiver Claims - Wage Works	2021
12/6/2021	CDHPHRA 2021	(143,441.39)	213	HRA Embedded Claims - Wage Works	2021
12/6/2021	HRA Waiver 2021	(87,272.75)	214	HRA Waiver Claims - Wage Works	2021
12/6/2021	HRA Waiver D/V 2021	(55,444.05)	214	HRA Waiver Claims - Wage Works	2021
12/7/2021	CDHPHRA 2021	(304,957.41)	213	HRA Embedded Claims - Wage Works	2021
12/7/2021	HRA Waiver 2021	(175,100.45)	214	HRA Waiver Claims - Wage Works	2021
12/7/2021	HRA Waiver D/V 2021	(63,382.64)	214	HRA Waiver Claims - Wage Works	2021
12/8/2021	CDHPHRA 2021	(44,432.90)	213	HRA Embedded Claims - Wage Works	2021
12/8/2021	HRA Waiver 2021	(41,333.13)	214	HRA Waiver Claims - Wage Works	2021
12/8/2021	HRA Waiver D/V 2021	(15,136.45)	214	HRA Waiver Claims - Wage Works	2021
12/9/2021	CDHPHRA 2021	(173,684.15)	213	HRA Embedded Claims - Wage Works	2021
12/9/2021	HRA Waiver 2021	(93,757.92)	214	HRA Waiver Claims - Wage Works	2021
12/9/2021	HRA Waiver D/V 2021	(27,021.33)	214	HRA Waiver Claims - Wage Works	2021
12/9/2021	Claims 2021	(12,386,934.65)	310	Pharmacy Claims - CVS	2021
12/10/2021	CDHPHRA 2021	(151,965.42)	213	HRA Embedded Claims - Wage Works	2021
12/10/2021	HRA Waiver 2021	(74,260.57)	214	HRA Waiver Claims - Wage Works	2021
12/10/2021	HRA Waiver D/V 2021	(32,158.04)	214	HRA Waiver Claims - Wage Works	2021
12/13/2021	CDHPHRA 2021	(144,653.87)	213	HRA Embedded Claims - Wage Works	2021
12/13/2021	HRA Waiver 2021	(82,655.94)	214	HRA Waiver Claims - Wage Works	2021
12/13/2021	HRA Waiver D/V 2021	(37,504.27)	214	HRA Waiver Claims - Wage Works	2021
12/14/2021	CDHPHRA 2021	(314,461.60)	213	HRA Embedded Claims - Wage Works	2021
12/14/2021	HRA Waiver 2021	(171,181.67)	214	HRA Waiver Claims - Wage Works	2021

Kentucky Employees' Health Plan – Status Report
4th Quarter, 2021
Attachment A – Transaction Report
Page A-22

DATE	DESCRIPTION	AMOUNT	LRC Code	LRC Description	PL/YR
12/14/2021	HRA Waiver D/V 2021	(74,400.49)	214	HRA Waiver Claims - Wage Works	2021
12/15/2021	CDHPHRA 2021	(58,188.88)	213	HRA Embedded Claims - Wage Works	2021
12/15/2021	HRA Waiver 2021	(34,881.72)	214	HRA Waiver Claims - Wage Works	2021
12/15/2021	HRA Waiver D/V 2021	(8,468.47)	214	HRA Waiver Claims - Wage Works	2021
12/16/2021	CDHPHRA 2021	(137,045.23)	213	HRA Embedded Claims - Wage Works	2021
12/16/2021	HRA Waiver 2021	(101,426.06)	214	HRA Waiver Claims - Wage Works	2021
12/16/2021	HRA Waiver D/V 2021	(22,700.83)	214	HRA Waiver Claims - Wage Works	2021
12/17/2021	CDHPHRA 2021	(140,620.92)	213	HRA Embedded Claims - Wage Works	2021
12/17/2021	HRA Waiver 2021	(83,459.33)	214	HRA Waiver Claims - Wage Works	2021
12/17/2021	HRA Waiver D/V 2021	(35,276.00)	214	HRA Waiver Claims - Wage Works	2021
12/17/2021	Claims 2021	(14,653,513.69)	310	Pharmacy Claims - CVS	2021
12/20/2021	CDHPHRA 2021	(156,406.25)	213	HRA Embedded Claims - Wage Works	2021
12/20/2021	HRA Waiver 2021	(79,115.33)	214	HRA Waiver Claims - Wage Works	2021
12/20/2021	HRA Waiver D/V 2021	(32,602.94)	214	HRA Waiver Claims - Wage Works	2021
12/21/2021	CDHPHRA 2021	(370,237.02)	213	HRA Embedded Claims - Wage Works	2021
12/21/2021	HRA Waiver 2021	(228,136.17)	214	HRA Waiver Claims - Wage Works	2021
12/21/2021	HRA Waiver D/V 2021	(79,627.18)	214	HRA Waiver Claims - Wage Works	2021
12/22/2021	CDHPHRA 2021	(82,132.29)	213	HRA Embedded Claims - Wage Works	2021
12/22/2021	HRA Waiver 2021	(49,539.94)	214	HRA Waiver Claims - Wage Works	2021
12/22/2021	HRA Waiver D/V 2021	(12,854.04)	214	HRA Waiver Claims - Wage Works	2021
12/22/2021	OLR Reward Redemption 12/20211/2021	(1,000,000.00)	222	WebMD Claims Reimbursement	2021
12/23/2021	CDHPHRA 2021	(215,194.73)	213	HRA Embedded Claims - Wage Works	2021
12/23/2021	HRA Waiver 2021	(123,494.68)	214	HRA Waiver Claims - Wage Works	2021
12/23/2021	HRA Waiver D/V 2021	(58,127.70)	214	HRA Waiver Claims - Wage Works	2021
12/28/2021	Claims 2021	(14,744,976.57)	310	Pharmacy Claims - CVS	2021
12/29/2021	CDHPHRA 2021	(30,699.24)	213	HRA Embedded Claims - Wage Works	2021
12/29/2021	HRA Waiver 2021	(20,510.80)	214	HRA Waiver Claims - Wage Works	2021
12/29/2021	HRA Waiver D/V 2021	(3,498.10)	214	HRA Waiver Claims - Wage Works	2021
12/28/2021	CDHPHRA 2021	(462,802.09)	213	HRA Embedded Claims - Wage Works	2021
12/28/2021	HRA Waiver 2021	(265,661.25)	214	HRA Waiver Claims - Wage Works	2021
12/28/2021	HRA Waiver D/V 2021	(136,905.42)	214	HRA Waiver Claims - Wage Works	2021
12/28/2021	OLR Reward Redemption 2nd one for 12/2021	(1,000,000.00)	222	WebMD Claims Reimbursement	2021
12/30/2021	CDHPHRA 2021	(253,315.98)	213	HRA Embedded Claims - Wage Works	2021
12/30/2021	HRA Waiver 2021	(120,821.75)	214	HRA Waiver Claims - Wage Works	2021
12/30/2021	HRA Waiver D/V 2021	(40,819.31)	214	HRA Waiver Claims - Wage Works	2021
12/9/2021	Health Insurance Premiums 2022	24.16	101	Premiums	2022
12/20/2021	Health Insurance Premiums 2022	89.14	101	Premiums	2022
December \$		(67,489,433.94)			
Ending Balance \$		<u>349,728,372.68</u>			

Kentucky Employees' Health Plan – Status Report
4th Quarter, 2021
Attachment A – Transaction Report
Page A-23

December Account Summary		
101	Premiums	131,531,140.15
102	HRA Waiver Contribution	4,078,543.92
110	Investment Income	(12,816.54)
120	Drug Rebates - Express Scripts	0.00
121	Drug Rebates - CVS	0.00
130	Transfers From other plan year(s)	0.00
201	Medical Claims - Humana	0.00
202	Humana Admin	0.00
203	HRA Embedded Claims - Humana	0.00
204	HRA Waiver Claims - Humana	0.00
210	Medical Claims - Anthem	(122,485,246.60)
213	HRA Embedded Claims - Wage Works	(3,564,164.47)
214	HRA Waiver Claims - Wage Works	(2,840,434.21)
215	Anthem Admin	(3,720,058.71)
216	Wage Works Admin	(364,666.40)
217	MDX Medical Admin - Compass Choice	(211,815.15)
218	Rethink BH Services	0.00
219	Ongoing Dependent Eligibility Audit	0.00
220	Printing & Postage Services	0.00
221	WebMD Admin	(424,751.82)
222	WebMD Claims	(2,663,192.11)
301	Pharmacy Claims - Express Scripts	0.00
302	Express Scripts Admin	0.00
310	Pharmacy Claims - CVS	(66,078,663.97)
311	CVS Admin	(733,308.03)
500	Transfers To other plan year(s)	0.00
501	Operating Transfer/ Exp & Adj	0.00
502	Transfer for Clinic Cleaning Services	0.00
503	Voided/NSF/Cancelled Check Fees	0.00
	December Activity	(\$67,489,433.94)

Kentucky Employees' Health Plan - Status Report
 4th Quarter, 2021
 Attachment B - Summary
 Page B-1

2021	2020 Balance Forward	Plan Year 2016												Plan Year Transactions to Date		
		January-21	February-21	March-21	April-21	May-21	June-21	July-21	August-21	September-21	October-21	November-21	December-21			
101 PREMIUMS	\$1,632,967,051.25	0.00	0.00	0.00	0.00	0.00	0.00	0.00	0.00	0.00	0.00	0.00	0.00	0.00	0.00	\$1,632,967,051.25
102 HRA WAIVER CONTRIBUTION	\$47,516,224.39	0.00	0.00	0.00	0.00	0.00	0.00	0.00	0.00	0.00	0.00	0.00	0.00	0.00	0.00	\$47,516,224.39
110 Investment Income	\$7,627,758.07	0.00	0.00	0.00	0.00	0.00	0.00	0.00	0.00	0.00	0.00	0.00	0.00	0.00	0.00	\$7,627,758.07
120 DRUG REBATES- ESCRIPTS	\$0.00	0.00	0.00	0.00	0.00	0.00	0.00	0.00	0.00	0.00	0.00	0.00	0.00	0.00	0.00	\$0.00
121 DRUG REBATES- CVS	\$72,152,362.68	0.00	0.00	0.00	0.00	0.00	0.00	0.00	0.00	0.00	0.00	0.00	0.00	0.00	0.00	\$72,152,362.68
130 TRANSFERS FROM OTHER PLAN YEAR(S)	\$13,478.00	0.00	0.00	0.00	0.00	0.00	0.00	0.00	0.00	0.00	0.00	0.00	0.00	0.00	0.00	\$13,478.00
201 MEDICAL CLAIMS HUMANA	\$1,095,251.83	0.00	40,074.00	0.00	15,809.84	0.00	0.00	0.00	0.00	0.00	0.00	0.00	0.00	0.00	124,066.90	\$1,335,085.42
202 HUMANA ADMIN FEES	\$1,652,574.51	0.00	0.00	0.00	0.00	0.00	0.00	0.00	0.00	0.00	0.00	0.00	0.00	0.00	0.00	(\$13,652,574.51)
203 HRA EMBEDDED CLAIMS HUMANA	\$1,289.81	0.00	0.00	0.00	0.00	0.00	0.00	0.00	0.00	0.00	0.00	0.00	0.00	0.00	0.00	\$1,289.81
204 HRA WAIVER CLAIMS HUMANA	\$2,756.85	0.00	0.00	0.00	0.00	0.00	0.00	0.00	0.00	0.00	0.00	0.00	0.00	0.00	0.00	\$2,756.85
210 MEDICAL CLAIMS- ANTHEM	(\$3,532.84)	0.00	(\$44,408.82)	263,801.81	1,313.80	0.00	0.00	0.00	0.00	0.00	0.00	0.00	0.00	0.00	0.00	(\$965,355,368.57)
213 HRA EMBEDDED CLAIMS- WW	(\$43,354,703.78)	0.00	0.00	0.00	0.00	0.00	0.00	0.00	0.00	0.00	0.00	0.00	0.00	0.00	0.00	(\$43,354,703.78)
214 HRA WAIVER CLAIMS- WW	(\$40,100,966.63)	0.00	0.00	0.00	0.00	0.00	0.00	0.00	0.00	0.00	0.00	0.00	0.00	0.00	0.00	(\$40,100,966.63)
215 ANTHEM ADMIN	(\$4,512,941.38)	0.00	0.00	0.00	0.00	0.00	0.00	0.00	0.00	0.00	0.00	0.00	0.00	0.00	0.00	(\$4,512,941.38)
216 WAGE WORKS ADMIN	(\$4,430,107.57)	0.00	0.00	0.00	0.00	0.00	0.00	0.00	0.00	0.00	0.00	0.00	0.00	0.00	0.00	(\$4,430,107.57)
217 MDX MEDICAL ADMIN- COMPASS	(\$937,280.09)	0.00	0.00	0.00	0.00	0.00	0.00	0.00	0.00	0.00	0.00	0.00	0.00	0.00	0.00	(\$937,280.09)
218 Rethink - BH Services	\$0.00	0.00	0.00	0.00	0.00	0.00	0.00	0.00	0.00	0.00	0.00	0.00	0.00	0.00	0.00	\$0.00
219 Dependent Eligibility Audit	\$0.00	0.00	0.00	0.00	0.00	0.00	0.00	0.00	0.00	0.00	0.00	0.00	0.00	0.00	0.00	\$0.00
220 Printing & Postage	\$0.00	0.00	0.00	0.00	0.00	0.00	0.00	0.00	0.00	0.00	0.00	0.00	0.00	0.00	0.00	\$0.00
221 WebMD Admin	\$0.00	0.00	0.00	0.00	0.00	0.00	0.00	0.00	0.00	0.00	0.00	0.00	0.00	0.00	0.00	\$0.00
222 WebMD Claims	\$0.00	0.00	0.00	0.00	0.00	0.00	0.00	0.00	0.00	0.00	0.00	0.00	0.00	0.00	0.00	\$0.00
301 PHARMACY CLAIMS - ESI	\$0.00	0.00	(\$2,107.58)	0.00	0.00	0.00	0.00	0.00	0.00	0.00	0.00	0.00	0.00	0.00	0.00	(\$2,107.58)
302 EXPRESS SCRIPTS ADMIN FEES	\$0.00	0.00	0.00	0.00	0.00	0.00	0.00	0.00	0.00	0.00	0.00	0.00	0.00	0.00	0.00	\$0.00
310 PHARMACY CLAIMS- CVS	(\$362,279,310.29)	0.00	0.00	0.00	0.00	0.00	0.00	0.00	0.00	0.00	0.00	0.00	0.00	0.00	0.00	(\$362,279,310.29)
311 CVS ADMIN	(\$9,340,301.00)	0.00	0.00	0.00	0.00	0.00	0.00	0.00	0.00	0.00	0.00	0.00	0.00	0.00	0.00	(\$9,340,301.00)
500 TRANSFERS TO OTHER PLAN YEAR(S)	\$0.00	0.00	0.00	0.00	0.00	0.00	0.00	0.00	0.00	0.00	0.00	0.00	0.00	0.00	0.00	\$0.00
501 OPERATING TRANSFER/EXP & ADJ	(\$274,509,586.18)	0.00	0.00	0.00	0.00	0.00	0.00	0.00	0.00	0.00	0.00	0.00	0.00	0.00	0.00	(\$274,509,586.18)
502 Transfer for Clinic Cleaning Services	\$0.00	0.00	0.00	0.00	0.00	0.00	0.00	0.00	0.00	0.00	0.00	0.00	0.00	0.00	0.00	\$0.00
503 Voided/NSF/ Cancelled Check Fees	\$0.00	0.00	0.00	0.00	0.00	0.00	0.00	0.00	0.00	0.00	0.00	0.00	0.00	0.00	0.00	\$0.00
Total Cash Transactions:	\$603,032.88	(\$3,532.84)	(\$6,442.40)	\$263,801.81	\$17,123.64	\$0.00	\$2,627.03	\$8,283.01	\$89,066.66	\$1,129.50	\$5,624.92	\$204,559.00	\$1,956.10	\$1,187,229.31		

Kentucky Employees' Health Plan - Status Report
 4th Quarter, 2021
 Attachment B - Summary
 Page B-2

2020	2019 Balance Forward	Plan Year 2016												Plan Year Transactions to Date		
		January-20	February-20	March-20	April-20	May-20	June-20	July-20	August-20	September-20	October-20	November-20	December-20			
101 PREMIUMS	\$1,632,967,051.25	0.00	0.00	0.00	0.00	0.00	0.00	0.00	0.00	0.00	0.00	0.00	0.00	0.00	0.00	\$1,632,967,051.25
102 HRA WAIVER CONTRIBUTION	\$47,516,224.39	0.00	0.00	0.00	0.00	0.00	0.00	0.00	0.00	0.00	0.00	0.00	0.00	0.00	0.00	\$47,516,224.39
110 INTEREST INCOME	\$7,627,758.07	0.00	0.00	0.00	0.00	0.00	0.00	0.00	0.00	0.00	0.00	0.00	0.00	0.00	0.00	\$7,627,758.07
120 DRUG REBATES- ESCRIPTS	\$0.00	0.00	0.00	0.00	0.00	0.00	0.00	0.00	0.00	0.00	0.00	0.00	0.00	0.00	0.00	\$0.00
121 DRUG REBATES- CVS	\$72,152,362.68	0.00	0.00	0.00	0.00	0.00	0.00	0.00	0.00	0.00	0.00	0.00	0.00	0.00	0.00	\$72,152,362.68
130 TRANSFERS FROM OTHER PLAN YEAR(S)	\$13,478.00	0.00	0.00	0.00	0.00	0.00	0.00	0.00	0.00	0.00	0.00	0.00	0.00	0.00	0.00	\$13,478.00
201 MEDICAL CLAIMS HUMANA	\$693,465.51	0.00	153,018.13	0.00	0.00	0.00	0.00	0.00	0.00	0.00	0.00	0.00	0.00	0.00	140,393.83	\$1,095,251.83
202 HUMANA ADMIN FEES	(\$13,652,574.51)	0.00	0.00	0.00	0.00	0.00	0.00	0.00	0.00	0.00	0.00	0.00	0.00	0.00	0.00	(\$13,652,574.51)
203 HRA EMBEDDED CLAIMS HUMANA	\$1,289.81	0.00	0.00	0.00	0.00	0.00	0.00	0.00	0.00	0.00	0.00	0.00	0.00	0.00	0.00	\$1,289.81
204 HRA WAIVER CLAIMS HUMANA	\$2,756.85	0.00	0.00	0.00	0.00	0.00	0.00	0.00	0.00	0.00	0.00	0.00	0.00	0.00	0.00	\$2,756.85
210 MEDICAL CLAIMS- ANTHEM	(\$965,945,316.50)	167,196.86	(136,954.42)	59,887.35	592.25	149,660.91	14,098.88	69,266.93	9,537.71	130,376.24	5,608.61	111,910.50	8,766.11	166.00	0.00	(\$965,355,388.57)
213 HRA EMBEDDED CLAIMS- WW	(\$43,354,537.78)	0.00	0.00	0.00	0.00	0.00	0.00	0.00	0.00	0.00	0.00	0.00	0.00	0.00	0.00	(\$43,354,537.78)
214 HRA WAIVER CLAIMS- WW	(\$40,101,132.63)	0.00	0.00	0.00	0.00	0.00	0.00	0.00	0.00	0.00	0.00	0.00	0.00	0.00	0.00	(\$40,100,966.63)
215 ANTHEM ADMIN	(\$4,430,107.57)	0.00	0.00	0.00	0.00	0.00	0.00	0.00	0.00	0.00	0.00	0.00	0.00	0.00	0.00	(\$4,430,107.57)
216 WAGE WORKS ADMIN	(\$937,280.09)	0.00	0.00	0.00	0.00	0.00	0.00	0.00	0.00	0.00	0.00	0.00	0.00	0.00	0.00	(\$937,280.09)
217 MDX MEDICAL ADMIN- COMPASS	\$0.00	0.00	0.00	0.00	0.00	0.00	0.00	0.00	0.00	0.00	0.00	0.00	0.00	0.00	0.00	\$0.00
218 Rethink - BH Services	\$0.00	0.00	0.00	0.00	0.00	0.00	0.00	0.00	0.00	0.00	0.00	0.00	0.00	0.00	0.00	\$0.00
219 Dependent Eligibility Audit	\$0.00	0.00	0.00	0.00	0.00	0.00	0.00	0.00	0.00	0.00	0.00	0.00	0.00	0.00	0.00	\$0.00
220 Printing & Postage	\$0.00	0.00	0.00	0.00	0.00	0.00	0.00	0.00	0.00	0.00	0.00	0.00	0.00	0.00	0.00	\$0.00
221 Staywell Admin	\$0.00	0.00	0.00	0.00	0.00	0.00	0.00	0.00	0.00	0.00	0.00	0.00	0.00	0.00	0.00	\$0.00
222 Staywell Claims	\$0.00	0.00	0.00	0.00	0.00	0.00	0.00	0.00	0.00	0.00	0.00	0.00	0.00	0.00	0.00	\$0.00
301 PHARMACY CLAIMS - ESI	\$0.00	0.00	0.00	0.00	0.00	0.00	0.00	0.00	0.00	0.00	0.00	0.00	0.00	0.00	0.00	\$0.00
302 EXPRESS SCRIPTS ADMIN FEES	\$0.00	0.00	0.00	0.00	0.00	0.00	0.00	0.00	0.00	0.00	0.00	0.00	0.00	0.00	0.00	\$0.00
310 PHARMACY CLAIMS- CVS	(\$362,275,907.12)	3.19	0.00	1.27	(394.28)	(2,592.68)	0.00	0.00	0.00	(426.87)	0.00	6.20	0.00	0.00	0.00	(\$362,579,310.29)
311 CVS ADMIN	(\$9,340,301.00)	0.00	0.00	0.00	0.00	0.00	0.00	0.00	0.00	0.00	0.00	0.00	0.00	0.00	0.00	(\$9,340,301.00)
500 TRANSFERS TO OTHER PLAN YEAR(S)	\$0.00	0.00	0.00	0.00	0.00	0.00	0.00	0.00	0.00	0.00	0.00	0.00	0.00	0.00	0.00	\$0.00
501 OPERATING TRANSFER/EXP & ADJ	(\$186,796,027.57)	0.00	0.00	0.00	0.00	0.00	0.00	0.00	0.00	(87,713,558.61)	0.00	0.00	0.00	0.00	0.00	(\$274,509,586.18)
502 Transfer for Clinic Cleaning Services	\$0.00	0.00	0.00	0.00	0.00	0.00	0.00	0.00	0.00	0.00	0.00	0.00	0.00	0.00	0.00	\$0.00
503 Voided/NSF/ Cancelled Check Fees	\$0.00	0.00	0.00	0.00	0.00	0.00	0.00	0.00	0.00	0.00	0.00	0.00	0.00	0.00	0.00	\$0.00
Total Cash Transactions:	\$57,228,260.41	\$167,200.05	\$16,063.71	\$59,888.62	\$197.97	\$147,066.23	(\$87,699,459.73)	\$69,266.93	\$117,712.07	\$129,949.37	\$5,608.61	\$252,510.53	\$8,766.11	\$603,032.88	\$603,032.88	

Kentucky Employees' Health Plan - Status Report
 4th Quarter, 2021
 Attachment B - Summary
 Page B-3

2019	Plan Year 2016												Plan Year Transactions to Date	
	2018 Balance Forward	January-19	February-19	March-19	April-19	May-19	June-19	July-19	August-19	September-19	October-19	November-19		December-19
101 PREMIUMS	\$1,632,967,051.25	0.00	0.00	0.00	0.00	0.00	0.00	0.00	0.00	0.00	0.00	0.00	0.00	\$1,632,967,051.25
102 HRA WAIVER CONTRIBUTION	\$47,516,224.39	0.00	0.00	0.00	0.00	0.00	0.00	0.00	0.00	0.00	0.00	0.00	0.00	\$47,516,224.39
110 INTEREST INCOME	\$7,627,758.07	493,113.46	451,511.62	426,947.56	(1,371,572.64)	0.00	0.00	0.00	0.00	0.00	0.00	0.00	0.00	\$7,627,758.07
120 DRUG REBATES- ESCRIPTS	\$0.00	0.00	0.00	0.00	0.00	0.00	0.00	0.00	0.00	0.00	0.00	0.00	0.00	\$0.00
121 DRUG REBATES- CVS	\$72,017,116.58	100,020.35	0.00	0.00	17,776.88	0.00	0.00	5,892.40	0.00	11,516.47	0.00	0.00	0.00	\$72,152,862.68
130 TRANSFERS FROM OTHER PLAN YEAR(S)	\$13,478.00	0.00	0.00	0.00	0.00	0.00	0.00	0.00	0.00	0.00	0.00	0.00	0.00	\$13,478.00
201 MEDICAL CLAIMS HUMANA	\$362,255.47	0.00	116,169.58	0.00	0.00	171,020.08	0.00	44,020.38	0.00	0.00	0.00	0.00	0.00	\$693,465.51
202 HUMANA ADMIN FEES	\$13,652,574.51	0.00	0.00	0.00	0.00	0.00	0.00	0.00	0.00	0.00	0.00	0.00	0.00	\$13,652,574.51
203 HRA EMBEDDED CLAIMS HUMANA	\$1,289.81	0.00	0.00	0.00	0.00	0.00	0.00	0.00	0.00	0.00	0.00	0.00	0.00	\$1,289.81
204 HRA WAIVER CLAIMS HUMANA	\$2,756.85	0.00	0.00	0.00	0.00	0.00	0.00	0.00	0.00	0.00	0.00	0.00	0.00	\$2,756.85
210 MEDICAL CLAIMS- ANTHEM	\$966,440,697.80	47,866.71	(3,217.72)	(17,436.02)	122,970.25	80,861.25	4,402.72	30,657.75	34,561.12	23,494.52	135,837.87	124,606.43	(89,313.48)	\$965,945,316.50
213 HRA EMBEDDED CLAIMS- WW	\$43,353,232.57	198.18	1,432.32	(5.86)	0.00	0.00	0.00	0.00	(618.61)	0.00	(2,311.30)	0.00	0.00	\$43,354,337.78
214 HRA WAIVER CLAIMS- WW	\$4,430,107.57	0.00	0.00	0.00	0.00	(4.80)	0.00	0.00	(2,018.58)	0.00	(854.96)	0.00	0.00	\$4,427,282.23
215 ANTHEM ADMIN	\$0.00	0.00	0.00	0.00	0.00	0.00	0.00	0.00	0.00	0.00	0.00	0.00	0.00	\$0.00
216 WAGE WORKS ADMIN	\$4,390,107.57	0.00	0.00	0.00	0.00	0.00	0.00	0.00	0.00	0.00	0.00	0.00	0.00	\$4,390,107.57
217 MDX MEDICAL ADMIN- COMPASS	\$937,280.09	0.00	0.00	0.00	0.00	0.00	0.00	0.00	0.00	0.00	0.00	0.00	0.00	\$937,280.09
218 Rethink - BH Services	\$0.00	0.00	0.00	0.00	0.00	0.00	0.00	0.00	0.00	0.00	0.00	0.00	0.00	\$0.00
219 Dependent Eligibility Audit	\$0.00	0.00	0.00	0.00	0.00	0.00	0.00	0.00	0.00	0.00	0.00	0.00	0.00	\$0.00
220 Printing & Postage	\$0.00	0.00	0.00	0.00	0.00	0.00	0.00	0.00	0.00	0.00	0.00	0.00	0.00	\$0.00
221 Staywell Admin	\$0.00	0.00	0.00	0.00	0.00	0.00	0.00	0.00	0.00	0.00	0.00	0.00	0.00	\$0.00
222 Staywell Claims	\$0.00	0.00	0.00	0.00	0.00	0.00	0.00	0.00	0.00	0.00	0.00	0.00	0.00	\$0.00
301 PHARMACY CLAIMS- ESI	\$0.00	0.00	0.00	0.00	0.00	0.00	0.00	0.00	0.00	0.00	0.00	0.00	0.00	\$0.00
302 EXPRESS SCRIPTS ADMIN FEES	\$0.00	0.00	0.00	0.00	0.00	0.00	0.00	0.00	0.00	0.00	0.00	0.00	0.00	\$0.00
310 PHARMACY CLAIMS- CVS	\$362,534,567.83	(9,256.86)	(3,840.14)	(17,111)	(270.12)	(5,621.99)	(19,001.95)	(3,228.51)	(955.13)	(18.70)	152.72	(756.52)	1,455.02	\$362,575,307.12
311 CVS ADMIN	\$9,339,176.00	(435.80)	(334.65)	(4.50)	(56.30)	(11.50)	(271.65)	0.00	(20.20)	0.00	0.00	0.00	0.00	\$9,340,301.00
500 TRANSFERS TO OTHER PLAN YEAR(S)	\$0.00	0.00	0.00	0.00	0.00	0.00	0.00	0.00	0.00	0.00	0.00	0.00	0.00	\$0.00
501 OPERATING TRANSFER/ERP & ADJ	\$51,655,527.57	0.00	0.00	0.00	0.00	0.00	0.00	0.00	0.00	0.00	0.00	0.00	0.00	\$51,655,527.57
502 Transfer for Clinic Cleaning Services	\$0.00	0.00	0.00	0.00	0.00	0.00	0.00	0.00	0.00	0.00	0.00	0.00	0.00	\$0.00
503 Voided/NSF/ Cancelled Check Fees	\$0.00	0.00	0.00	0.00	0.00	0.00	0.00	0.00	0.00	0.00	0.00	0.00	0.00	\$0.00
Total Cash Transactions:	\$221,553,550.72	\$631,606.03	\$561,720.81	\$409,494.13	(\$1,221,151.93)	\$246,253.04	(\$135,155,371.08)	\$77,382.02	\$30,968.60	\$23,475.82	\$144,340.80	\$123,449.91	(\$87,658.46)	\$87,392,260.41

Kentucky Employees' Health Plan - Status Report
 4th Quarter, 2021
 Attachment B - Summary
 Page B-4

2018	Plan Year 2016												Plan Year Transactions to Date	
	2017 Balance Forward	January-18	February-18	March-18	April-18	May-18	June-18	July-18	August-18	September-18	October-18	November-18		December-18
101 PREMIUMS	\$1,632,967,051.25	0.00	0.00	0.00	0.00	0.00	0.00	0.00	0.00	0.00	0.00	0.00	0.00	\$1,632,967,051.25
102 HRA WAIVER CONTRIBUTION	\$47,516,224.39	0.00	0.00	0.00	0.00	0.00	0.00	0.00	0.00	0.00	0.00	0.00	0.00	\$47,516,224.39
110 INTEREST INCOME	\$3,472,503.18	(5,132.63)	297,494.59	340,342.81	376,403.98	375,130.85	0.00	845,926.91	424,543.44	299,301.17	409,147.68	424,572.11	367,523.98	\$7,627,758.07
120 DRUG REBATES- ESCRIPTS	\$0.00	0.00	0.00	0.00	0.00	0.00	0.00	0.00	0.00	0.00	0.00	0.00	0.00	\$0.00
121 DRUG REBATES- CVS	\$71,648,779.82	51,467.15	0.00	0.00	146,793.54	0.00	0.00	95,704.18	0.00	0.00	74,371.89	0.00	0.00	\$72,017,116.58
130 TRANSFERS FROM OTHER PLAN YEAR(S)	\$0.00	0.00	0.00	0.00	0.00	0.00	13,478.00	0.00	0.00	0.00	0.00	0.00	0.00	\$13,478.00
201 MEDICAL CLAIMS HUMANA	\$556.45	0.00	0.00	0.00	0.00	0.00	0.00	0.00	236,285.73	0.00	123,413.29	0.00	0.00	\$362,255.47
202 HUMANA ADMIN FEES	(\$13,652,574.51)	0.00	0.00	0.00	0.00	0.00	0.00	0.00	0.00	0.00	0.00	0.00	0.00	(\$13,652,574.51)
203 HRA EMBEDDED CLAIMS- HUMANA	\$1,289.81	0.00	0.00	0.00	0.00	0.00	0.00	0.00	0.00	0.00	0.00	0.00	0.00	\$1,289.81
204 HRA WAIVER CLAIMS HUMANA	\$2,756.85	0.00	0.00	0.00	0.00	0.00	0.00	0.00	0.00	0.00	0.00	0.00	0.00	\$2,756.85
210 MEDICAL CLAIMS- ANTHEM	(\$967,774,871.70)	(77,709.55)	185,077.74	(70,929.24)	(108,055.71)	847,932.96	(16,268.32)	222,594.09	154,273.10	174,948.34	(20,515.39)	58,235.37	(15,409.59)	(\$966,440,897.90)
213 HRA EMBEDDED CLAIMS- WW	(\$43,343,274.73)	(403.53)	0.00	1,099.09	(4.43)	(2.61)	0.00	(4.34)	(4,489.31)	213.00	(6,365.71)	0.00	0.00	(\$43,353,332.57)
214 HRA WAIVER CLAIMS- WW	(\$40,080,554.35)	(7.56)	0.00	1,998.40	0.00	0.00	0.00	0.00	(11,824.69)	1,106.43	(8,900.05)	12.84	(105.30)	(\$40,098,274.28)
215 ANTHEM ADMIN	(\$46,512,941.38)	0.00	0.00	0.00	0.00	0.00	0.00	0.00	0.00	0.00	0.00	0.00	0.00	(\$46,512,941.38)
216 WAGE WORKS ADMIN	(\$4,430,107.57)	0.00	0.00	0.00	0.00	0.00	0.00	0.00	0.00	0.00	0.00	0.00	0.00	(\$4,430,107.57)
217 MDX MEDICAL ADMIN- COMPASS	(\$937,280.09)	0.00	0.00	0.00	0.00	0.00	0.00	0.00	0.00	0.00	0.00	0.00	0.00	(\$937,280.09)
218 Rethink - BH Services	\$0.00	0.00	0.00	0.00	0.00	0.00	0.00	0.00	0.00	0.00	0.00	0.00	0.00	\$0.00
219 Dependent Eligibility Audit	\$0.00	0.00	0.00	0.00	0.00	0.00	0.00	0.00	0.00	0.00	0.00	0.00	0.00	\$0.00
220 Printing & Postage	\$0.00	0.00	0.00	0.00	0.00	0.00	0.00	0.00	0.00	0.00	0.00	0.00	0.00	\$0.00
221 Staywell Admin	\$0.00	0.00	0.00	0.00	0.00	0.00	0.00	0.00	0.00	0.00	0.00	0.00	0.00	\$0.00
301 PHARMACY CLAIMS- ESI	\$0.00	0.00	0.00	0.00	0.00	0.00	0.00	0.00	0.00	0.00	0.00	0.00	0.00	\$0.00
302 EXPRESS SCRIPTS ADMIN FEES	\$0.00	0.00	0.00	0.00	0.00	0.00	0.00	0.00	0.00	0.00	0.00	0.00	0.00	\$0.00
310 PHARMACY CLAIMS- CVS	(\$362,486,937.56)	41.84	(1,706.49)	(1,831.50)	(52.65)	(1,171.23)	(37.97)	(4,220.58)	(6,113.60)	(779.60)	(28,349.11)	(640.48)	(2,822.34)	(\$362,534,567.83)
311 CVS ADMIN	(\$9,338,717.05)	(7.95)	(53.55)	(4.85)	(37.50)	(37.50)	1.70	(51.70)	(23.30)	(179.30)	(49.85)	0.00	0.00	(\$9,339,176.00)
500 TRANSFERS TO OTHER PLAN YEAR(S)	\$0.00	0.00	0.00	0.00	0.00	0.00	0.00	0.00	0.00	0.00	0.00	0.00	0.00	\$0.00
501 OPERATING TRANSFER/DPF & ADJ	(\$16,651,795.32)	0.00	0.00	0.00	0.00	0.00	(35,003,732.25)	0.00	0.00	0.00	0.00	0.00	0.00	(\$51,655,527.57)
502 Transfer for Clinic Cleaning Services	\$0.00	0.00	0.00	0.00	0.00	0.00	0.00	0.00	0.00	0.00	0.00	0.00	0.00	\$0.00
503 Voided/NSF/ Cancelled Check Fees	\$0.00	0.00	0.00	0.00	0.00	0.00	0.00	0.00	0.00	0.00	0.00	0.00	0.00	\$0.00
Total Cash Transactions:	\$250,400,107.49	(\$31,752.23)	\$480,812.29	\$270,674.71	\$415,085.52	\$1,221,852.47	(\$35,006,558.84)	\$1,159,948.56	\$794,651.37	\$474,610.04	\$542,752.75	\$482,179.84	\$948,186.75	\$211,553,550.72

Kentucky Employees' Health Plan - Status Report
 4th Quarter, 2021
 Attachment B - Summary
 Page B-5

2017	Plan Year 2016												Plan Year Transactions to Date	
	2016 Balance Forward	January-17	February-17	March-17	April-17	May-17	June-17	July-17	August-17	September-17	October-17	November-17		December-17
101 PREMIUMS	\$1,563,042,999.66	69,596,501.85	337,851.06	820.14	143.00	642.98	47.00	0.00	0.00	0.00	168.99	39.99	(2,163.42)	\$1,632,967,851.25
102 HRA WAIVER CONTRIBUTION	\$47,496,797.29	16,627.10	2,800.00	0.00	0.00	0.00	0.00	0.00	0.00	0.00	0.00	0.00	0.00	\$47,516,224.39
110 INTEREST INCOME	\$768,140.88	149,863.37	162,036.19	170,239.55	188,428.88	172,910.86	188,299.77	207,487.54	235,469.42	221,931.54	244,084.66	367,099.86	396,810.66	\$3,472,503.18
120 DRUG REBATES- ESCRIPTS	\$0.00	0.00	0.00	0.00	0.00	0.00	0.00	0.00	0.00	0.00	0.00	0.00	0.00	\$0.00
121 DRUG REBATES- CVS	\$20,636,029.69	15,006,634.62	0.00	0.00	0.00	25,159,775.68	0.00	10,811,711.59	0.00	0.00	34,628.24	0.00	0.00	\$71,648,779.82
130 TRANSFERS FROM OTHER PLAN YEAR(S)	\$0.00	0.00	0.00	0.00	0.00	0.00	0.00	0.00	0.00	0.00	0.00	0.00	0.00	\$0.00
201 MEDICAL CLAIMS HUMANA	\$556.45	0.00	0.00	0.00	0.00	0.00	0.00	0.00	0.00	0.00	0.00	0.00	0.00	\$556.45
202 HUMANA ADMIN FEES	(\$11,541,572.45)	(702,786.77)	(1,408,215.29)	0.00	0.00	0.00	0.00	0.00	0.00	0.00	0.00	0.00	0.00	(\$11,652,574.51)
203 HRA EMBEDDED CLAIMS HUMANA	\$990.53	0.00	0.00	299.28	0.00	0.00	0.00	0.00	0.00	0.00	0.00	0.00	0.00	\$1,289.81
204 HRA WAIVER CLAIMS HUMANA	\$1,059.76	0.00	0.00	1,697.09	0.00	0.00	0.00	0.00	0.00	0.00	0.00	0.00	0.00	\$2,756.85
210 MEDICAL CLAIMS- ANTHEM	(\$857,869,173.85)	(71,469,059.78)	(20,205,751.55)	(6,901,128.41)	(3,601,472.40)	(3,678,016.02)	(897,621.49)	(786,998.49)	(1,241,329.63)	(893,605.14)	(155,511.99)	(208,289.26)	233,085.81	(\$967,774,871.70)
213 HRA EMBEDDED CLAIMS- WW	(\$41,742,517.41)	(985,701.44)	(249,681.08)	(248,325.58)	(115,294.21)	(733.00)	(739.30)	(867.06)	(4.89)	(8.87)	0.00	603.03	(4.92)	(\$43,343,747.73)
214 HRA WAIVER CLAIMS- WW	(\$37,792,068.26)	(1,252,279.80)	(379,355.50)	(340,163.20)	(274,011.58)	(4.60)	(4,078.20)	(38,247.66)	(192.27)	(22.21)	(618.13)	487.06	0.00	(\$40,080,554.35)
215 ANTHEM ADMIN	(\$46,487,719.38)	(25,222.00)	0.00	0.00	0.00	0.00	0.00	0.00	(192.27)	(22.21)	0.00	0.00	0.00	(\$46,512,941.38)
216 WAGE WORKS ADMIN	(\$4,070,237.77)	(359,869.80)	0.00	0.00	0.00	0.00	0.00	0.00	0.00	0.00	0.00	0.00	0.00	(\$4,430,107.57)
217 MDX MEDICAL ADMIN- COMPASS	(\$937,280.09)	0.00	0.00	0.00	0.00	0.00	0.00	0.00	0.00	0.00	0.00	0.00	0.00	(\$937,280.09)
218 Rethink - BH Services	\$0.00	0.00	0.00	0.00	0.00	0.00	0.00	0.00	0.00	0.00	0.00	0.00	0.00	\$0.00
219 Dependent Eligibility Audit	\$0.00	0.00	0.00	0.00	0.00	0.00	0.00	0.00	0.00	0.00	0.00	0.00	0.00	\$0.00
220 Printing & Postage	\$0.00	0.00	0.00	0.00	0.00	0.00	0.00	0.00	0.00	0.00	0.00	0.00	0.00	\$0.00
221 Staywell Admin	\$0.00	0.00	0.00	0.00	0.00	0.00	0.00	0.00	0.00	0.00	0.00	0.00	0.00	\$0.00
222 Staywell Claims	\$0.00	0.00	0.00	0.00	0.00	0.00	0.00	0.00	0.00	0.00	0.00	0.00	0.00	\$0.00
301 PHARMACY CLAIMS- ESI	\$0.00	0.00	0.00	0.00	0.00	0.00	0.00	0.00	0.00	0.00	0.00	0.00	0.00	\$0.00
302 EXPRESS SCRIPTS ADMIN FEES	\$0.00	0.00	0.00	0.00	0.00	0.00	0.00	0.00	0.00	0.00	0.00	0.00	0.00	\$0.00
310 PHARMACY CLAIMS- CVS	(\$353,641,302.53)	(6,547,317.41)	(57,263.69)	(37,189.24)	(133,081.60)	(32,130.46)	(5,970.94)	(4,300.79)	(8,418.51)	(18,944.27)	11,133.18	(994.05)	(11,156.85)	(\$362,486,937.56)
311 CVS ADMIN	(\$8,297,056.74)	(678,472.18)	(370,055.43)	(1,790.75)	9,639.00	(25.50)	(757.75)	(5.55)	(10.05)	(18,944.27)	(195.05)	72.00	(59.05)	(\$9,338,217.05)
500 TRANSFERS TO OTHER PLAN YEAR(S)	\$0.00	0.00	0.00	0.00	0.00	0.00	0.00	0.00	0.00	0.00	0.00	0.00	0.00	\$0.00
501 OPERATING TRANSFER/ESP & ADJ	(\$10,125,407.32)	(5,975,454.00)	0.00	0.00	0.00	(550,894.00)	0.00	0.00	0.00	0.00	0.00	0.00	0.00	(\$16,651,795.32)
502 Transfer for Clinic Cleaning Services	\$0.00	0.00	0.00	0.00	0.00	0.00	0.00	0.00	0.00	0.00	0.00	0.00	0.00	\$0.00
503 Voided/NSF/ Cancelled Check Fees	\$0.00	0.00	0.00	0.00	0.00	0.00	0.00	0.00	0.00	0.00	0.00	0.00	0.00	\$0.00
Total Cash Transactions:	\$259,342,238.96	(\$5,236,336.24)	(\$22,167,635.29)	(\$7,355,541.12)	(\$1,925,648.91)	\$21,071,485.94	(\$720,820.91)	\$10,188,479.58	(\$1,014,476.28)	(\$690,659.00)	\$133,689.90	\$159,018.63	\$618,512.23	\$250,400,107.49

Kentucky Employees' Health Plan - Status Report
 4th Quarter, 2021
 Attachment B - Summary
 Page B-6

2016	Plan Year 2016												Plan Year Transactions to Date	
	2015 Balance Forward	January-16	February-16	March-16	April-16	May-16	June-16	July-16	August-16	September-16	October-16	November-16		December-16
101 PREMIUMS	\$0.00	67,984,756.89	134,594,774.92	142,168,142.48	134,881,589.51	131,979,539.41	116,187,664.25	159,709,809.20	133,905,187.73	137,584,818.27	132,475,240.90	132,461,644.50	139,109,831.60	\$1,563,046,999.66
102 HRA WAIVER CONTRIBUTION	\$0.00	712,775.00	3,929,355.16	7,227,392.13	4,006,700.08	3,992,186.55	3,626,163.99	1,070,656.34	7,032,550.31	707,225.00	7,065,072.82	4,042,261.39	4,086,158.52	\$47,486,797.29
110 INTEREST INCOME	\$0.00	0.00	9,243.43	30,487.24	49,508.27	46,641.30	59,920.04	70,874.48	87,364.39	85,941.08	89,349.92	118,687.78	119,722.95	\$768,140.88
120 DRUG REBATES- ESCRIPTS	\$0.00	0.00	0.00	0.00	0.00	0.00	0.00	0.00	0.00	0.00	0.00	0.00	0.00	\$0.00
121 DRUG REBATES- CVS	\$0.00	0.00	0.00	0.00	0.00	0.00	0.00	7,681,772.41	0.00	0.00	12,954,257.28	0.00	0.00	\$20,636,029.69
130 TRANSFERS FROM OTHER PLAN YEAR(S)	\$0.00	0.00	0.00	0.00	0.00	0.00	0.00	0.00	0.00	0.00	0.00	0.00	0.00	\$0.00
201 MEDICAL CLAIMS HUMANA	\$0.00	0.00	0.00	0.00	0.00	0.00	0.00	125,917.50	0.00	0.00	0.00	0.00	0.00	\$56.45
202 HUMANA ADMIN FEES	\$0.00	(653,824.36)	(975,052.95)	(715,486.34)	0.00	(3,301,530.91)	(125,917.50)	(1,219,947.50)	(2,031,406.54)	0.00	(708,229.47)	(1,091,492.43)	(844,601.95)	(\$11,541,572.48)
203 HRA EMBEDDED CLAIMS HUMANA	\$0.00	0.00	0.00	0.00	0.00	0.00	0.00	0.00	782.94	0.00	0.00	0.00	207.59	\$980.53
204 HRA WAIVER CLAIMS HUMANA	\$0.00	0.00	0.00	0.00	0.00	0.00	0.00	0.00	543.12	159.30	304.74	0.00	52.60	\$1,059.76
210 MEDICAL CLAIMS- ANTHEM	\$0.00	(6,167,090.27)	(40,136,597.04)	(76,430,066.31)	(63,192,852.13)	(68,535,810.60)	(83,544,773.66)	(79,874,166.05)	(98,389,790.50)	(77,760,071.82)	(77,318,573.40)	(97,625,529.43)	(86,993,852.14)	(\$857,969,173.35)
213 HRA EMBEDDED CLAIMS- WW	\$0.00	(3,020,253.34)	(4,485,078.03)	(5,244,698.28)	(4,494,395.49)	(4,339,304.57)	(3,855,394.09)	(3,335,224.04)	(3,162,194.77)	(2,480,156.11)	(2,483,314.38)	(2,453,164.24)	(2,489,350.07)	(\$41,762,517.41)
214 HRA WAIVER CLAIMS- WW	\$0.00	(2,781,651.94)	(3,151,157.59)	(3,520,291.61)	(2,958,089.92)	(2,661,065.87)	(2,546,527.12)	(4,676,707.01)	(3,963,895.12)	(2,867,812.68)	(2,833,696.19)	(2,800,882.87)	(3,031,090.34)	(\$37,792,068.26)
215 ANTHEM ADMIN	\$0.00	(3,913,583.52)	(3,916,910.80)	(3,313,585.20)	(3,959,695.76)	(3,904,817.14)	(3,884,975.56)	(3,851,515.77)	(3,838,259.34)	(3,753,544.88)	(3,856,141.14)	(3,845,351.12)	(3,949,429.15)	(\$46,487,719.38)
216 WAGE WORKS ADMIN	\$0.00	0.00	(402,051.40)	(340,661.40)	(14,229.00)	(373,782.60)	(15,144.60)	(384,875.54)	(981,349.00)	(320,686.20)	(382,826.60)	(363,856.60)	(490,774.83)	(\$4,070,237.77)
217 MDX MEDICAL ADMIN- COMPASS	\$0.00	(78,776.55)	(78,586.61)	(78,461.73)	(79,166.10)	(78,146.91)	(159,063.54)	(76,944.87)	0.00	0.00	(153,515.03)	(77,293.61)	(77,325.94)	(\$937,280.08)
218 Rethink - BH Services	\$0.00	0.00	0.00	0.00	0.00	0.00	0.00	0.00	0.00	0.00	0.00	0.00	0.00	\$0.00
219 Dependent Eligibility Audit	\$0.00	0.00	0.00	0.00	0.00	0.00	0.00	0.00	0.00	0.00	0.00	0.00	0.00	\$0.00
220 Printing & Postage	\$0.00	0.00	0.00	0.00	0.00	0.00	0.00	0.00	0.00	0.00	0.00	0.00	0.00	\$0.00
222 Staywell Admin	\$0.00	0.00	0.00	0.00	0.00	0.00	0.00	0.00	0.00	0.00	0.00	0.00	0.00	\$0.00
301 PHARMACY CLAIMS- ESI	\$0.00	0.00	0.00	0.00	0.00	0.00	0.00	0.00	0.00	0.00	0.00	0.00	0.00	\$0.00
302 EXPRESS SCRIPTS ADMIN FEES	\$0.00	0.00	0.00	0.00	0.00	0.00	0.00	0.00	0.00	0.00	0.00	0.00	0.00	\$0.00
310 PHARMACY CLAIMS- CVS	\$0.00	(16,880,337.46)	(25,655,914.79)	(26,090,009.72)	(28,886,150.30)	(28,471,339.43)	(31,481,904.31)	(30,107,694.38)	(32,328,426.34)	(32,438,117.47)	(31,577,455.87)	(35,192,481.03)	(34,531,271.43)	(\$553,641,302.59)
311 CVS ADMIN	\$0.00	(307,800.85)	(323,110.40)	(648,337.47)	(975,275.77)	(801,602.95)	(226,558.60)	(762,171.70)	(1,151,607.75)	(794,409.01)	(332,960.95)	(1,196,254.08)	(636,867.21)	(\$8,297,056.74)
500 TRANSFERS TO OTHER PLAN YEAR(S)	\$0.00	0.00	0.00	0.00	0.00	0.00	0.00	0.00	0.00	0.00	0.00	0.00	0.00	\$0.00
501 OPERATING TRANSFER/ERP & ADJ	\$0.00	(2,353,700.00)	(1,500,010.00)	(750,000.00)	(2,276,805.00)	(257.00)	(215,894.00)	(3,697,408.00)	702,602.00	1,327,766.20	(1,385,322.00)	176,575.00	(152,954.52)	(\$10,125,407.32)
502 Transfer for Clinic Cleaning Services	\$0.00	0.00	0.00	0.00	0.00	0.00	0.00	0.00	0.00	0.00	0.00	0.00	0.00	\$0.00
503 Voided/NSF/ Cancelled Check Fees	\$0.00	0.00	0.00	0.00	0.00	0.00	0.00	0.00	0.00	0.00	0.00	0.00	0.00	\$0.00
Total Cash Transactions:	\$0.00	\$30,540,113.60	\$57,908,903.70	\$31,494,423.79	\$32,101,538.39	\$23,650,709.28	(\$6,021,331.16)	\$40,590,357.40	(\$4,194,843.74)	\$19,351,868.13	\$31,550,190.63	(\$7,846,246.74)	\$10,218,455.88	\$259,342,338.96

Kentucky Employees' Health Plan - Status Report
 4th Quarter, 2021
 Attachment B - Summary
 Page B-7

		Plan Year 2017													
		2020 Balance Forward	January-21	February-21	March-21	April-21	May-21	June-21	July-21	August-21	September-21	October-21	November-21	December-21	Plan Year Transactions to Date
101	PREMIUMS	\$1,627,272.471.75	0.00	0.00	0.00	0.00	0.00	0.00	0.00	0.00	0.00	0.00	0.00	0.00	\$1,627,272.471.75
102	HRA WAIVER CONTRIBUTION	\$47,283,372.29	0.00	0.00	0.00	0.00	0.00	0.00	0.00	0.00	0.00	0.00	0.00	0.00	\$47,283,372.29
110	Investment Income	\$5,171,264.91	0.00	0.00	0.00	0.00	0.00	0.00	0.00	0.00	0.00	0.00	0.00	0.00	\$5,171,264.91
120	DRUG REBATES- ESCRIPTS	\$0.00	0.00	0.00	0.00	0.00	0.00	0.00	0.00	0.00	0.00	0.00	0.00	0.00	\$0.00
121	DRUG REBATES- CVS	\$96,199,335.78	0.00	0.00	0.00	0.00	0.00	0.00	0.00	0.00	0.00	0.00	0.00	0.00	\$96,199,335.78
130	TRANSFERS FROM OTHER PLAN YEAR(S)	\$0.00	0.00	0.00	0.00	0.00	0.00	0.00	0.00	0.00	0.00	0.00	0.00	0.00	\$0.00
201	MEDICAL CLAIMS HUMANA	\$2,906.12	0.00	0.00	0.00	0.00	0.00	0.00	0.00	12,449.97	0.00	0.00	0.00	0.00	\$15,356.09
202	HUMANA ADMIN FEES	\$0.00	0.00	0.00	0.00	0.00	0.00	0.00	0.00	0.00	0.00	0.00	0.00	0.00	\$0.00
208	HRA EMBEDDED CLAIMS HUMANA	\$0.00	0.00	0.00	0.00	0.00	0.00	0.00	0.00	0.00	0.00	0.00	0.00	0.00	\$0.00
204	HRA WAIVER CLAIMS HUMANA	\$0.00	0.00	0.00	0.00	0.00	0.00	0.00	0.00	0.00	0.00	0.00	0.00	0.00	\$0.00
210	MEDICAL CLAIMS- ANTHEM	\$0.00	(15,074.94)	(1,519.71)	95,032.92	(5,742.34)	16.31	7,195.59	12,899.56	0.00	69,841.79	3,146.80	250,812.71	32,540.69	(\$994,020,789.03)
213	HRA EMBEDDED CLAIMS- WW	\$0.00	0.00	0.00	0.00	0.00	0.00	0.00	0.00	0.00	0.00	0.00	0.00	0.00	(\$47,475,538.33)
214	HRA WAIVER CLAIMS- WW	\$0.00	0.00	0.00	0.00	0.00	0.00	0.00	0.00	0.00	0.00	0.00	0.00	0.00	(\$40,356,668.99)
215	ANTHEM ADMIN	\$0.00	0.00	0.00	0.00	0.00	0.00	0.00	0.00	0.00	0.00	0.00	0.00	0.00	(\$46,125,128.78)
216	WAGE WORKS ADMIN	\$0.00	0.00	0.00	0.00	0.00	0.00	0.00	0.00	0.00	0.00	0.00	0.00	0.00	(\$4,411,465.60)
217	MDX MEDICAL ADMIN- COMPASS	\$0.00	0.00	0.00	0.00	0.00	0.00	0.00	0.00	0.00	0.00	0.00	0.00	0.00	(\$924,137.15)
218	Rethink - BH Services	\$0.00	0.00	0.00	0.00	0.00	0.00	0.00	0.00	0.00	0.00	0.00	0.00	0.00	\$0.00
219	Dependent Eligibility Audit	\$0.00	0.00	0.00	0.00	0.00	0.00	0.00	0.00	0.00	0.00	0.00	0.00	0.00	\$0.00
220	Printing & Postage	\$0.00	0.00	0.00	0.00	0.00	0.00	0.00	0.00	0.00	0.00	0.00	0.00	0.00	\$0.00
221	WebMD Admin	\$0.00	0.00	0.00	0.00	0.00	0.00	0.00	0.00	0.00	0.00	0.00	0.00	0.00	\$0.00
222	WebMD Claims	\$0.00	0.00	0.00	0.00	0.00	0.00	0.00	0.00	0.00	0.00	0.00	0.00	0.00	\$0.00
301	PHARMACY CLAIMS - ESI	\$0.00	0.00	0.00	0.00	0.00	0.00	0.00	0.00	0.00	0.00	0.00	0.00	0.00	\$0.00
302	EXPRESS SCRIPTS ADMIN FEES	\$0.00	0.00	0.00	0.00	0.00	0.00	0.00	0.00	0.00	0.00	0.00	0.00	0.00	\$0.00
310	PHARMACY CLAIMS- CVS	\$0.00	2.28	(1.47)	0.00	0.00	17.26	0.00	0.00	0.00	0.00	0.00	0.00	0.00	(\$399,415,783.45)
311	CVS ADMIN	\$0.00	0.00	0.00	0.00	0.00	0.00	0.00	0.00	0.00	0.00	0.00	0.00	0.00	(\$8,803,545.20)
500	TRANSFERS TO OTHER PLAN YEAR(S)	\$0.00	0.00	0.00	0.00	0.00	0.00	0.00	0.00	0.00	0.00	0.00	0.00	0.00	\$0.00
501	OPERATING TRANSFER/EXP & ADI	\$0.00	0.00	0.00	0.00	0.00	0.00	0.00	0.00	0.00	0.00	0.00	0.00	0.00	\$0.00
502	Transfer for Clinic Cleaning Services	\$0.00	0.00	0.00	0.00	0.00	0.00	0.00	0.00	0.00	0.00	0.00	0.00	0.00	\$0.00
503	Voided/NSF/ Cancelled Check Fees	\$0.00	0.00	0.00	0.00	0.00	0.00	0.00	0.00	0.00	0.00	0.00	0.00	0.00	\$0.00
Total Cash Transactions:		\$32,121,918.19	(\$16,072.66)	(\$1,321.18)	\$95,032.92	(\$5,742.34)	\$33.57	\$7,195.59	\$12,899.56	\$12,449.97	\$69,841.79	\$3,146.80	\$250,812.71	\$32,540.69	\$32,582,535.61

Kentucky Employees' Health Plan - Status Report
 4th Quarter, 2021
 Attachment B - Summary
 Page B-8

2020	2019 Balance Forward	Plan Year 2017											Plan Year Transactions to Date				
		January-20	February-20	March-20	April-20	May-20	June-20	July-20	August-20	September-20	October-20	November-20		December-20			
101 PREMIUMS	\$1,627,272,471.75	0.00	0.00	0.00	0.00	0.00	0.00	0.00	0.00	0.00	0.00	0.00	0.00	0.00	0.00	\$1,627,272,471.75	
102 HRA WAIVER CONTRIBUTION	\$47,274,598.99	0.00	0.00	8,773.30	0.00	0.00	0.00	0.00	0.00	0.00	0.00	0.00	0.00	0.00	0.00	0.00	\$47,283,372.29
110 INTEREST INCOME	\$5,171,264.91	0.00	0.00	0.00	0.00	0.00	0.00	0.00	0.00	0.00	0.00	0.00	0.00	0.00	0.00	0.00	\$5,171,264.91
120 DRUG REBATES- ESCRIPTS	\$0.00	0.00	0.00	0.00	0.00	0.00	0.00	0.00	0.00	0.00	0.00	0.00	0.00	0.00	0.00	0.00	\$0.00
121 DRUG REBATES- CVS	\$95,991,964.49	191,506.51	0.00	0.00	15,884.78	0.00	0.00	0.00	0.00	0.00	0.00	0.00	0.00	0.00	0.00	0.00	\$96,199,357.78
130 TRANSFERS FROM OTHER PLAN YEAR(S)	\$0.00	0.00	0.00	0.00	0.00	0.00	0.00	0.00	0.00	0.00	0.00	0.00	0.00	0.00	0.00	0.00	\$0.00
201 MEDICAL CLAIMS HUMANA	\$2,906.12	0.00	0.00	0.00	0.00	0.00	0.00	0.00	0.00	0.00	0.00	0.00	0.00	0.00	0.00	0.00	\$2,906.12
202 HUMANA ADMIN FEES	(\$15,422,529.10)	0.00	0.00	0.00	0.00	0.00	0.00	0.00	0.00	0.00	0.00	0.00	0.00	0.00	0.00	0.00	(\$15,422,529.10)
209 HRA EMBEDDED CLAIMS HUMANA	\$0.00	0.00	0.00	0.00	0.00	0.00	0.00	0.00	0.00	0.00	0.00	0.00	0.00	0.00	0.00	0.00	\$0.00
204 HRA WAIVER CLAIMS HUMANA	\$0.00	0.00	0.00	0.00	0.00	0.00	0.00	0.00	0.00	0.00	0.00	0.00	0.00	0.00	0.00	0.00	\$0.00
210 MEDICAL CLAIMS-ANTHEM	(\$994,619,267.48)	93,652.86	238,419.01	(78,995.28)	(57,038.64)	(106,992.53)	(64,033.72)	14,786.62	76,076.32	17,139.14	(12,188.15)	(113,470.25)	42,974.10	0.00	0.00	0.00	(\$994,468,238.41)
213 HRA EMBEDDED CLAIMS- WW	(\$47,475,538.33)	0.00	0.00	0.00	0.00	0.00	0.00	0.00	0.00	0.00	0.00	0.00	0.00	0.00	0.00	0.00	(\$47,475,538.33)
214 HRA WAIVER CLAIMS- WW	(\$40,356,668.99)	0.00	0.00	0.00	0.00	0.00	0.00	0.00	0.00	0.00	0.00	0.00	0.00	0.00	0.00	0.00	(\$40,356,668.99)
215 ANTHEM ADMIN	(\$46,125,128.78)	0.00	0.00	0.00	0.00	0.00	0.00	0.00	0.00	0.00	0.00	0.00	0.00	0.00	0.00	0.00	(\$46,125,128.78)
216 WAGE WORKS ADMIN	(\$4,411,465.60)	0.00	0.00	0.00	0.00	0.00	0.00	0.00	0.00	0.00	0.00	0.00	0.00	0.00	0.00	0.00	(\$4,411,465.60)
217 MDX MEDICAL ADMIN- COMPASS	(\$924,137.15)	0.00	0.00	0.00	0.00	0.00	0.00	0.00	0.00	0.00	0.00	0.00	0.00	0.00	0.00	0.00	(\$924,137.15)
218 Rethink - BH Services	\$0.00	0.00	0.00	0.00	0.00	0.00	0.00	0.00	0.00	0.00	0.00	0.00	0.00	0.00	0.00	0.00	\$0.00
219 Dependent Eligibility Audit	\$0.00	0.00	0.00	0.00	0.00	0.00	0.00	0.00	0.00	0.00	0.00	0.00	0.00	0.00	0.00	0.00	\$0.00
220 Printing & Postage	\$0.00	0.00	0.00	0.00	0.00	0.00	0.00	0.00	0.00	0.00	0.00	0.00	0.00	0.00	0.00	0.00	\$0.00
221 Staywell Admin	\$0.00	0.00	0.00	0.00	0.00	0.00	0.00	0.00	0.00	0.00	0.00	0.00	0.00	0.00	0.00	0.00	\$0.00
222 Staywell Claims	\$0.00	0.00	0.00	0.00	0.00	0.00	0.00	0.00	0.00	0.00	0.00	0.00	0.00	0.00	0.00	0.00	\$0.00
301 PHARMACY CLAIMS- ESI	\$0.00	0.00	0.00	0.00	0.00	0.00	0.00	0.00	0.00	0.00	0.00	0.00	0.00	0.00	0.00	0.00	\$0.00
302 EXPRESS SCRIPTS ADMIN FEES	\$0.00	0.00	0.00	0.00	0.00	0.00	0.00	0.00	0.00	0.00	0.00	0.00	0.00	0.00	0.00	0.00	\$0.00
310 PHARMACY CLAIMS- CVS	(\$89,402,664.89)	(525.63)	0.00	(4,239.99)	(493.58)	(141.48)	(3,080.40)	(1,123.45)	(3,163.54)	0.00	0.00	(345.05)	(23.49)	0.00	0.00	0.00	(\$89,415,801.52)
311 CVS ADMIN	(\$8,802,020.69)	0.00	(1,524.51)	0.00	0.00	0.00	0.00	0.00	0.00	0.00	0.00	0.00	0.00	0.00	0.00	0.00	(\$8,803,545.20)
500 TRANSFERS TO OTHER PLAN YEAR(S)	\$0.00	0.00	0.00	0.00	0.00	0.00	0.00	0.00	0.00	0.00	0.00	0.00	0.00	0.00	0.00	0.00	\$0.00
501 OPERATING TRANSFER/EXP & ADJ	(\$11,104,996.80)	0.00	0.00	0.00	0.00	0.00	0.00	(87,650,841.39)	(87,650,841.39)	0.00	0.00	0.00	0.00	0.00	0.00	0.00	(\$186,403,479.58)
502 Transfer for Clinic Cleaning Services	\$0.00	0.00	0.00	0.00	0.00	0.00	0.00	0.00	0.00	0.00	0.00	0.00	0.00	0.00	0.00	0.00	\$0.00
503 Voided/NSF/Cancelled Check Fees	\$0.00	0.00	0.00	0.00	0.00	0.00	0.00	0.00	0.00	0.00	0.00	0.00	0.00	0.00	0.00	0.00	\$0.00
Total Cash Transactions:	\$207,071,788.44	\$284,633.72	\$236,894.50	(\$74,461.97)	(\$41,467.44)	(\$107,134.41)	(\$87,717,955.51)	(\$87,687,178.22)	\$72,912.78	\$17,139.14	(\$13,815.30)	(\$12,188.15)	\$42,950.61	\$52,121,318.19			

Kentucky Employees' Health Plan - Status Report
 4th Quarter, 2021
 Attachment B - Summary
 Page B-9

2019	Plan Year 2017												Plan Year Transactions to Date	
	2018 Balance Forward	January-19	February-19	March-19	April-19	May-19	June-19	July-19	August-19	September-19	October-19	November-19		December-19
101 PREMIUMS	\$1,627,274,148.61	287.98	0.00	0.00	0.00	0.00	40.16	0.00	0.00	0.00	0.00	0.00	0.00	\$1,627,274,171.75
102 HRA WAIVER CONTRIBUTION	\$47,274,588.99	0.00	0.00	0.00	0.00	0.00	0.00	0.00	0.00	0.00	0.00	0.00	0.00	\$47,274,588.99
110 INTEREST INCOME	\$5,171,264.91	455,866.04	414,768.00	392,966.58	(1,263,100.62)	0.00	0.00	0.00	0.00	0.00	0.00	0.00	0.00	\$5,171,264.91
120 DRUG REBATES- ESCRIPTS	\$0.00	0.00	0.00	0.00	0.00	0.00	0.00	0.00	0.00	0.00	0.00	0.00	0.00	\$0.00
121 DRUG REBATES- CVS	\$95,892,128.51	39,379.67	0.00	0.00	44,751.07	0.00	6,506.73	0.00	0.00	0.00	9,198.51	0.00	0.00	\$95,991,964.49
130 TRANSFERS FROM OTHER PLAN YEAR(S)	\$0.00	0.00	0.00	0.00	0.00	0.00	0.00	0.00	0.00	0.00	0.00	0.00	0.00	\$0.00
201 MEDICAL CLAIMS HUMANA	\$2,906.12	0.00	0.00	0.00	0.00	0.00	0.00	0.00	0.00	0.00	0.00	0.00	0.00	\$2,906.12
202 HUMANA ADMIN FEES	(\$15,422,529.10)	0.00	0.00	0.00	0.00	0.00	0.00	0.00	0.00	0.00	0.00	0.00	0.00	(\$15,422,529.10)
203 HRA EMBEDDED CLAIMS HUMANA	\$0.00	0.00	0.00	0.00	0.00	0.00	0.00	0.00	0.00	0.00	0.00	0.00	0.00	\$0.00
204 HRA WAIVER CLAIMS HUMANA	\$0.00	0.00	0.00	0.00	0.00	0.00	0.00	0.00	0.00	0.00	0.00	0.00	0.00	\$0.00
210 MEDICAL CLAIMS- ANTHEM	(\$997,048,208.70)	(964,201.41)	497,671.26	214,397.32	894,343.88	418,082.12	218,547.84	244,910.58	220,423.37	399,183.37	334,391.44	(116,775.19)	67,966.63	(\$994,619,267.48)
213 HRA EMBEDDED CLAIMS- WW	(\$47,481,443.45)	(7.13)	6,357.34	(0.65)	0.00	0.00	1,231.18	(4.20)	956.31	(573.19)	(2,094.54)	0.00	0.00	(\$47,475,538.33)
214 HRA WAIVER CLAIMS- WW	(\$40,356,353.32)	(4.00)	0.00	(0.99)	0.00	0.00	3,803.71	0.00	(211.89)	(452.58)	(3,449.92)	0.00	0.00	(\$40,356,668.99)
215 ANTHEM ADMIN	\$0.00	0.00	0.00	0.00	0.00	0.00	0.00	0.00	0.00	0.00	0.00	0.00	0.00	\$0.00
216 WAGE WORKS ADMIN	(\$46,125,128.78)	0.00	0.00	0.00	0.00	0.00	0.00	0.00	0.00	0.00	0.00	0.00	0.00	(\$46,125,128.78)
217 HDX MEDICAL ADMIN- COMPASS	(\$924,137.15)	0.00	0.00	0.00	0.00	0.00	0.00	0.00	0.00	0.00	0.00	0.00	0.00	(\$924,137.15)
218 Rethink - BH Services	\$0.00	0.00	0.00	0.00	0.00	0.00	0.00	0.00	0.00	0.00	0.00	0.00	0.00	\$0.00
219 Dependent Eligibility Audit	\$0.00	0.00	0.00	0.00	0.00	0.00	0.00	0.00	0.00	0.00	0.00	0.00	0.00	\$0.00
220 Printing & Postage	\$0.00	0.00	0.00	0.00	0.00	0.00	0.00	0.00	0.00	0.00	0.00	0.00	0.00	\$0.00
221 Staywell Admin	\$0.00	0.00	0.00	0.00	0.00	0.00	0.00	0.00	0.00	0.00	0.00	0.00	0.00	\$0.00
222 Staywell Claims	\$0.00	0.00	0.00	0.00	0.00	0.00	0.00	0.00	0.00	0.00	0.00	0.00	0.00	\$0.00
301 PHARMACY CLAIMS - ESI	\$0.00	0.00	0.00	0.00	0.00	0.00	0.00	0.00	0.00	0.00	0.00	0.00	0.00	\$0.00
302 EXPRESS SCRIPTS ADMIN FEES	\$0.00	0.00	0.00	0.00	0.00	0.00	0.00	0.00	0.00	0.00	0.00	0.00	0.00	\$0.00
310 PHARMACY CLAIMS- CVS	(\$399,247,610.23)	(20,534.77)	(4,080.23)	(224.45)	(1,246.37)	(2,352.58)	(3,168.19)	(7,174.80)	(1,610.88)	1,506.84	157.51	(15,618.35)	(708.39)	(\$399,402,664.89)
311 CVS ADMIN	(\$8,800,355.19)	(174.70)	(303.25)	(40.50)	(680.65)	(49.50)	(353.55)	0.00	(63.35)	0.00	0.00	0.00	0.00	(\$8,800,020.69)
500 TRANSFERS TO OTHER PLAN YEAR(S)	\$0.00	0.00	0.00	0.00	0.00	0.00	0.00	0.00	0.00	0.00	0.00	0.00	0.00	\$0.00
501 OPERATING TRANSFER/EXP & ADJ	(\$11,101,996.80)	0.00	0.00	0.00	0.00	0.00	0.00	0.00	0.00	0.00	0.00	0.00	0.00	(\$11,101,996.80)
502 Transfer for Clinic Cleaning Services	\$0.00	0.00	0.00	0.00	0.00	0.00	0.00	0.00	0.00	0.00	0.00	0.00	0.00	\$0.00
503 Voided/NSF/ Cancelled Check Fees	\$0.00	0.00	0.00	0.00	0.00	0.00	0.00	0.00	0.00	0.00	0.00	0.00	0.00	\$0.00
Total Cash Transactions:	\$204,993,813.82	(\$489,988.32)	\$914,413.12	\$607,097.31	(\$325,932.69)	\$415,660.04	\$220,101.15	\$244,238.31	\$219,493.56	\$399,664.44	\$338,245.00	(\$132,393.54)	\$67,258.24	\$207,071,788.04

Kentucky Employees' Health Plan - Status Report
 4th Quarter, 2021
 Attachment B - Summary
 Page B-10

2018	Plan Year 2017												Plan Year Transactions to Date	
	2017 Balance Forward	January-18	February-18	March-18	April-18	May-18	June-18	July-18	August-18	September-18	October-18	November-18		December-18
101 PREMIUMS	\$1,554,087,822.44	73,018,271.95	159,872.58	(195.20)	(390.48)	0.00	26.20	0.00	5,780.32	125.74	830.06	0.00	0.00	\$1,627,272,143.61
102 HRA WAIVER CONTRIBUTION	\$47,259,198.99	14,350.00	1,050.00	0.00	0.00	0.00	0.00	0.00	0.00	0.00	0.00	0.00	0.00	\$47,274,598.99
110 INTEREST INCOME	\$1,598,926.30	877.81	246,993.59	258,021.80	273,523.90	308,023.20	0.00	791,873.00	395,289.07	277,252.91	377,498.52	392,319.69	399,165.12	\$5,171,864.91
120 DRUG REBATES- ESCRIPTS	\$0.00	0.00	0.00	0.00	0.00	0.00	0.00	0.00	0.00	0.00	0.00	0.00	0.00	\$0.00
121 DRUG REBATES- CVS	\$41,678,512.17	24,619,304.10	0.00	0.00	27,578,464.95	0.00	0.00	1,567,653.52	0.00	0.00	448,193.77	0.00	0.00	\$95,892,128.51
130 TRANSFERS FROM OTHER PLAN YEAR(S)	\$0.00	0.00	0.00	0.00	0.00	0.00	0.00	0.00	0.00	0.00	0.00	0.00	0.00	\$0.00
201 MEDICAL CLAIMS HUMANA	\$2,906.12	0.00	0.00	0.00	0.00	0.00	0.00	0.00	0.00	0.00	0.00	0.00	0.00	\$2,906.12
202 HUMANA ADMIN FEES	(\$12,849,515.24)	(826,227.96)	(1,746,785.90)	0.00	0.00	0.00	0.00	0.00	0.00	0.00	0.00	0.00	0.00	(\$15,422,529.10)
203 HRA EMBEDDED CLAIMS HUMANA	\$0.00	0.00	0.00	0.00	0.00	0.00	0.00	0.00	0.00	0.00	0.00	0.00	0.00	\$0.00
204 HRA WAIVER CLAIMS HUMANA	\$0.00	0.00	0.00	0.00	0.00	0.00	0.00	0.00	0.00	0.00	0.00	0.00	0.00	\$0.00
210 MEDICAL CLAIMS- ANTHEM	(\$883,256,065.57)	(81,357,124.82)	(15,167,046.17)	(7,117,898.73)	(3,775,742.25)	(840,001.25)	(1,453,645.37)	(2,347,350.06)	(690,551.88)	(647,491.77)	(13,884.86)	(234,251.06)	(137,134.91)	(\$997,048,208.70)
213 HRA EMBEDDED CLAIMS- WW	(\$45,513,900.90)	(1,231,403.36)	(315,679.86)	(279,562.97)	(199,052.19)	(1,481.38)	(427.96)	(84.94)	(2.71)	(654.95)	(101.89)	909.66	0.00	(\$47,481,443.45)
214 HRA WAIVER CLAIMS- WW	(\$38,118,751.19)	(1,422,855.72)	(315,922.56)	(289,448.71)	(175,657.35)	(1,432.13)	(45.87)	(37,100.66)	(619.82)	88.37	0.00	4,892.32	0.00	(\$40,356,353.32)
215 ANTHEM ADMIN	(\$46,113,658.08)	(11,470.70)	0.00	0.00	0.00	0.00	0.00	0.00	0.00	0.00	0.00	0.00	0.00	(\$46,125,128.78)
216 WAGE WORKS ADMIN	(\$4,041,364.60)	(370,081.00)	0.00	0.00	0.00	0.00	0.00	0.00	0.00	0.00	0.00	0.00	0.00	(\$4,411,465.60)
217 MDX MEDICAL ADMIN- COMPASS	(\$847,265.85)	(76,871.20)	0.00	0.00	0.00	0.00	0.00	0.00	0.00	0.00	0.00	0.00	0.00	(\$824,137.15)
218 Rethink - BH Services	\$0.00	0.00	0.00	0.00	0.00	0.00	0.00	0.00	0.00	0.00	0.00	0.00	0.00	\$0.00
219 Dependent Eligibility Audit	\$0.00	0.00	0.00	0.00	0.00	0.00	0.00	0.00	0.00	0.00	0.00	0.00	0.00	\$0.00
220 Printing & Postage	\$0.00	0.00	0.00	0.00	0.00	0.00	0.00	0.00	0.00	0.00	0.00	0.00	0.00	\$0.00
221 Staywell Admin	\$0.00	0.00	0.00	0.00	0.00	0.00	0.00	0.00	0.00	0.00	0.00	0.00	0.00	\$0.00
222 Staywell Claims	\$0.00	0.00	0.00	0.00	0.00	0.00	0.00	0.00	0.00	0.00	0.00	0.00	0.00	\$0.00
301 PHARMACY CLAIMS- ESI	\$0.00	0.00	0.00	0.00	0.00	0.00	0.00	0.00	0.00	0.00	0.00	0.00	0.00	\$0.00
302 EXPRESS SCRIPTS ADMIN FEES	\$0.00	0.00	0.00	0.00	0.00	0.00	0.00	0.00	0.00	0.00	0.00	0.00	0.00	\$0.00
310 PHARMACY CLAIMS- CVS	(\$391,628,512.59)	(7,952,694.19)	11,578.40	14,450.17	(11,049.76)	(524.58)	(20,886.85)	(10,848.62)	(15,339.23)	(1,238.51)	(5,036.50)	16,800.41	255,981.62	(\$399,347,610.23)
311 CVS ADMIN	(\$7,738,440.06)	(668,398.11)	(429,603.47)	(224.85)	37,281.50	(53.90)	(21.35)	(635.25)	(14.75)	(174.55)	(70.40)	0.00	0.00	(\$8,800,355.19)
500 TRANSFERS TO OTHER PLAN YEAR(S)	\$0.00	0.00	0.00	0.00	0.00	0.00	0.00	0.00	0.00	0.00	0.00	0.00	0.00	\$0.00
501 OPERATING TRANSFER/EXP & ADJ	(\$10,299,793.02)	0.00	(137,100.00)	0.00	0.00	(665,103.78)	0.00	0.00	0.00	0.00	0.00	0.00	0.00	(\$11,101,996.80)
502 Transfer for Clinic Cleaning Services	\$0.00	0.00	0.00	0.00	0.00	0.00	0.00	0.00	0.00	0.00	0.00	0.00	0.00	\$0.00
503 Voided/NSF/Cancelled Check Fees	\$0.00	0.00	0.00	0.00	0.00	0.00	0.00	0.00	0.00	0.00	0.00	0.00	0.00	\$0.00
Total Cash Transactions:	\$204,131,058.82	\$3,736,176.80	(\$17,692,643.99)	(\$7,424,858.49)	\$23,787,778.32	(\$1,200,573.82)	(\$1,475,001.20)	(\$36,393.01)	(\$305,459.00)	(\$372,382.76)	\$807,428.70	\$180,671.02	\$458,011.83	\$204,593,813.82

Kentucky Employees' Health Plan - Status Report
 4th Quarter, 2021
 Attachment B - Summary
 Page B-11

2017	Plan Year 2017												Plan Year Transactions to Date	
	2016 Balance Forward	January-17	February-17	March-17	April-17	May-17	June-17	July-17	August-17	September-17	October-17	November-17		December-17
101 PREMIUMS	\$0.00	63,487,153.25	136,115,845.31	139,689,927.78	130,779,529.36	143,280,024.72	105,522,574.30	164,946,580.62	131,168,229.95	134,268,063.77	134,220,067.63	134,611,429.47	135,998,396.28	\$1,554,087,822.44
102 HRA WAIVER CONTRIBUTION	\$0.00	3,662,325.04	3,898,447.63	3,921,256.38	706,300.00	7,257,285.08	370,650.00	4,307,673.88	7,026,047.48	3,769,167.44	3,999,166.92	706,561.50	7,435,316.64	\$47,259,388.99
110 INTEREST INCOME	\$0.00	0.00	15,064.99	41,102.23	75,589.22	86,224.67	100,009.88	95,696.21	164,300.67	143,253.18	178,910.99	285,584.39	323,829.87	\$1,509,526.30
120 DRUG REBATES- ESCRIPTS	\$0.00	0.00	0.00	0.00	0.00	0.00	0.00	0.00	0.00	0.00	0.00	0.00	0.00	\$0.00
121 DRUG REBATES- CVS	\$0.00	0.00	0.00	0.00	0.00	0.00	0.00	20,853,102.72	0.00	0.00	20,825,409.45	0.00	0.00	\$41,678,512.17
130 TRANSFERS FROM OTHER PLAN YEAR(S)	\$0.00	0.00	0.00	0.00	0.00	0.00	0.00	0.00	0.00	0.00	0.00	0.00	0.00	\$0.00
201 MEDICAL CLAIMS HUMANA	\$0.00	0.00	0.00	0.00	0.00	0.00	0.00	0.00	0.00	0.00	0.00	0.00	0.00	\$2,906.12
202 HUMANA ADMIN FEES	\$0.00	0.00	(625,968.62)	(1,254,513.18)	(3,779,635.99)	0.00	(1,034,725.52)	(920,251.40)	(1,708,648.01)	(766,572.64)	(721,011.76)	(1,130,149.60)	(908,048.52)	(\$12,849,515.24)
203 HRA EMBEDDED CLAIMS HUMANA	\$0.00	0.00	0.00	0.00	0.00	0.00	0.00	0.00	305.60	0.00	(305.60)	0.00	0.00	\$0.00
204 HRA WAIVER CLAIMS HUMANA	\$0.00	0.00	0.00	0.00	0.00	0.00	0.00	0.00	316.88	0.00	(316.88)	0.00	0.00	\$0.00
210 MEDICAL CLAIMS- ANTHEM	\$0.00	(8,527,678.56)	(62,770,015.11)	(64,513,337.18)	(63,422,660.48)	(86,620,349.06)	(74,821,901.08)	(76,457,861.27)	(102,161,247.47)	(72,497,083.74)	(98,789,022.05)	(77,481,176.90)	(94,993,752.67)	(\$883,256,085.57)
213 HRA EMBEDDED CLAIMS- WW	\$0.00	(3,586,651.72)	(4,489,915.17)	(5,473,261.60)	(4,461,386.29)	(4,633,623.68)	(4,280,002.97)	(3,767,992.95)	(3,471,321.42)	(2,645,262.52)	(3,024,708.77)	(2,762,916.90)	(2,916,856.91)	(\$45,513,900.90)
214 HRA WAIVER CLAIMS- WW	\$0.00	(3,150,018.24)	(3,070,994.88)	(3,368,684.08)	(2,675,185.40)	(2,677,014.34)	(2,699,039.49)	(4,758,415.40)	(3,890,011.02)	(2,690,941.93)	(3,153,365.28)	(2,639,288.10)	(3,345,793.03)	(\$38,118,751.19)
215 ANTHEM ADMIN	\$0.00	(3,866,753.16)	(3,890,344.27)	(3,899,786.25)	(3,846,596.12)	(3,851,038.00)	(3,873,626.03)	(3,851,613.61)	(3,834,298.41)	(3,788,861.41)	(3,824,237.37)	(3,855,844.97)	(3,824,850.48)	(\$46,113,658.08)
216 WAGE WORKS ADMIN	\$0.00	0.00	(441,307.40)	(398,030.60)	(400,886.60)	(312,121.00)	(348,462.20)	(349,386.20)	(385,486.60)	(44,189.00)	(731,827.00)	(261,847.00)	(367,841.00)	(\$4,041,384.60)
217 MDX MEDICAL ADMIN- COMPASS	\$0.00	(77,830.50)	(77,581.40)	(77,540.59)	(77,412.86)	(77,303.15)	(77,067.30)	0.00	(151,990.33)	0.00	(75,754.49)	(76,860.07)	(76,925.56)	(\$847,265.95)
218 Rethink - BH Services	\$0.00	0.00	0.00	0.00	0.00	0.00	0.00	0.00	0.00	0.00	0.00	0.00	0.00	\$0.00
219 Dependent Eligibility Audit	\$0.00	0.00	0.00	0.00	0.00	0.00	0.00	0.00	0.00	0.00	0.00	0.00	0.00	\$0.00
220 Printing & Postage	\$0.00	0.00	0.00	0.00	0.00	0.00	0.00	0.00	0.00	0.00	0.00	0.00	0.00	\$0.00
221 Staywell Admin	\$0.00	0.00	0.00	0.00	0.00	0.00	0.00	0.00	0.00	0.00	0.00	0.00	0.00	\$0.00
222 Staywell Claims	\$0.00	0.00	0.00	0.00	0.00	0.00	0.00	0.00	0.00	0.00	0.00	0.00	0.00	\$0.00
301 PHARMACY CLAIMS- ESI	\$0.00	0.00	0.00	0.00	0.00	0.00	0.00	0.00	0.00	0.00	0.00	0.00	0.00	\$0.00
302 EXPRESS SCRIPTS ADMIN FEES	\$0.00	0.00	0.00	0.00	0.00	0.00	0.00	0.00	0.00	0.00	0.00	0.00	0.00	\$0.00
310 PHARMACY CLAIMS- CVS	\$0.00	(21,769,983.26)	(31,692,453.04)	(29,473,449.98)	(31,518,491.09)	(33,632,995.28)	(34,730,451.59)	(32,033,650.70)	(35,626,939.60)	(34,289,040.76)	(34,161,745.70)	(36,309,661.62)	(36,389,649.97)	(\$391,626,512.59)
311 CVS ADMIN	\$0.00	(97,396.95)	(589,615.35)	(707,179.43)	(626,239.23)	(263,188.95)	(1,102,789.12)	(488,863.94)	(915,075.06)	(95,886.85)	(954,955.78)	(1,250,605.10)	(646,544.30)	(\$7,738,440.06)
500 TRANSFERS TO OTHER PLAN YEAR(S)	\$0.00	(2,648,196.33)	(6,964.00)	(3,558.00)	(1,240,430.00)	(2,960.00)	(95,010.95)	(9,652,963.02)	889.00	(158.00)	(2,464,200.00)	(186,231.72)	(10.00)	(\$10,299,793.02)
501 OPERATING TRANSFER/EXP & ADJ	\$0.00	0.00	0.00	0.00	0.00	0.00	0.00	0.00	0.00	0.00	0.00	0.00	0.00	\$0.00
502 Transfer for Clinic Cleaning Services	\$0.00	0.00	0.00	0.00	0.00	0.00	0.00	0.00	0.00	0.00	0.00	0.00	0.00	\$0.00
503 Voided/NSF/Cancelled Check Fees	\$0.00	0.00	0.00	0.00	0.00	0.00	0.00	0.00	0.00	0.00	0.00	0.00	0.00	\$0.00
Total Cash Transactions:	\$0.00	\$23,624,963.57	\$32,373,608.69	\$34,522,943.50	\$19,512,454.52	\$18,352,941.01	\$17,069,842.07	\$69,956,954.94	(\$13,785,928.34)	\$21,385,993.66	\$11,321,104.31	\$9,648,994.38	\$287,270.65	\$204,131,058.82

Kentucky Employees' Health Plan - Status Report
 4th Quarter, 2021
 Attachment B - Summary
 Page B-12

2021	Plan Year 2018												Plan Year Transactions to Date	
	2020 Balance Forward	January-21	February-21	March-21	April-21	May-21	June-21	July-21	August-21	September-21	October-21	November-21		December-21
101 PREMIUMS	\$1,646,284,065.04	0.00	0.00	0.00	0.00	0.00	0.00	0.00	0.00	0.00	0.00	0.00	0.00	\$1,646,284,065.04
102 HRA WAIVER CONTRIBUTION	\$46,574,333.11	0.00	0.00	0.00	0.00	0.00	0.00	0.00	0.00	0.00	0.00	0.00	0.00	\$46,574,333.11
110 Investment Income	\$2,071,729.18	0.00	0.00	0.00	0.00	0.00	0.00	0.00	0.00	0.00	0.00	0.00	0.00	\$2,071,729.18
120 DRUG REBATES- ESCRIPTS	\$0.00	0.00	0.00	0.00	0.00	0.00	0.00	0.00	0.00	0.00	0.00	0.00	0.00	\$0.00
121 DRUG REBATES- CVS	\$123,260,185.54	0.00	0.00	0.00	0.00	0.00	0.00	0.00	0.00	0.00	0.00	0.00	0.00	\$123,260,185.54
130 TRANSFERS FROM OTHER PLAN YEAR(S)	\$0.00	0.00	0.00	0.00	0.00	0.00	0.00	0.00	0.00	0.00	0.00	0.00	0.00	\$0.00
201 MEDICAL CLAIMS HUMANA	\$0.00	0.00	0.00	0.00	0.00	0.00	0.00	0.00	0.00	0.00	0.00	0.00	0.00	\$0.00
202 HUMANA ADMIN FEES	\$0.00	0.00	0.00	0.00	0.00	0.00	0.00	0.00	0.00	0.00	0.00	0.00	0.00	\$0.00
203 HRA EMBEDDED CLAIMS HUMANA	\$0.00	0.00	0.00	0.00	0.00	0.00	0.00	0.00	0.00	0.00	0.00	0.00	0.00	\$0.00
204 HRA WAIVER CLAIMS HUMANA	\$0.00	0.00	0.00	0.00	0.00	0.00	0.00	0.00	0.00	0.00	0.00	0.00	0.00	\$0.00
210 MEDICAL CLAIMS- ANTHEM	\$1,053,804,720.71	33,319.70	(34,825.73)	(95,663.25)	(5,079.66)	134,328.90	36,717.92	23,345.34	(18,223.82)	19,535.13	13,300.18	23,193.71	97,797.95	(\$1,053,576,974.34)
213 HRA EMBEDDED CLAIMS- WW	(\$52,586,929.03)	0.00	0.00	0.00	0.00	0.00	0.00	0.00	0.00	(2,202.41)	(3,325.80)	1,120.26	0.00	(\$52,593,688.77)
214 HRA WAIVER CLAIMS- WW	(\$38,648,738.98)	0.00	0.00	0.00	0.00	0.00	0.00	(152.42)	0.00	(3,347.12)	(2,698.90)	594.06	0.00	(\$38,654,343.36)
215 ANTHEM ADMIN	(\$46,754,167.15)	0.00	0.00	0.00	0.00	0.00	0.00	0.00	0.00	0.00	0.00	0.00	0.00	(\$46,754,167.15)
216 WAGE WORKS ADMIN	(\$4,756,508.68)	0.00	0.00	0.00	0.00	0.00	0.00	0.00	0.00	0.00	0.00	0.00	0.00	(\$4,756,508.68)
217 WDX MEDICAL ADMIN- COMPASS	(\$922,594.85)	0.00	0.00	0.00	0.00	0.00	0.00	0.00	0.00	0.00	0.00	0.00	0.00	(\$922,594.85)
218 Rethink - BH Services	\$0.00	0.00	0.00	0.00	0.00	0.00	0.00	0.00	0.00	0.00	0.00	0.00	0.00	\$0.00
219 Dependent Eligibility Audit	\$0.00	0.00	0.00	0.00	0.00	0.00	0.00	0.00	0.00	0.00	0.00	0.00	0.00	\$0.00
220 Printing & Postage	\$0.00	0.00	0.00	0.00	0.00	0.00	0.00	0.00	0.00	0.00	0.00	0.00	0.00	\$0.00
221 WebMD Admin	\$0.00	0.00	0.00	0.00	0.00	0.00	0.00	0.00	0.00	0.00	0.00	0.00	0.00	\$0.00
222 WebMD Claims	\$0.00	0.00	0.00	0.00	0.00	0.00	0.00	0.00	0.00	0.00	0.00	0.00	0.00	\$0.00
301 PHARMACY CLAIMS - ESI	\$0.00	0.00	0.00	0.00	0.00	0.00	0.00	0.00	0.00	0.00	0.00	0.00	0.00	\$0.00
302 EXPRESS SCRIPTS ADMIN FEES	\$0.00	0.00	0.00	0.00	0.00	0.00	0.00	0.00	0.00	0.00	0.00	0.00	0.00	\$0.00
310 PHARMACY CLAIMS- CVS	(\$438,151,581.56)	0.00	(2,144.65)	(67.48)	(3.12)	(46.93)	(21,599.74)	(42.94)	193.04	26,427.23	0.00	11,604.73	(239.97)	(\$438,137,441.39)
311 CVS ADMIN	(\$7,687,660.09)	(3,361.88)	0.00	0.00	0.00	0.00	0.00	0.00	0.00	0.00	0.00	0.00	0.00	(\$7,691,021.97)
500 TRANSFERS TO OTHER PLAN YEAR(S)	\$0.00	0.00	0.00	0.00	0.00	0.00	0.00	0.00	0.00	0.00	0.00	0.00	0.00	\$0.00
501 OPERATING TRANSFER/EXP & ADJ	(\$9,130,199.97)	0.00	0.00	0.00	0.00	0.00	0.00	0.00	0.00	0.00	0.00	0.00	0.00	(\$9,130,199.97)
502 Transfer for Clinic Cleaning Services	\$0.00	0.00	0.00	0.00	0.00	0.00	0.00	0.00	0.00	0.00	0.00	0.00	0.00	\$0.00
503 Voided/NSF/Cancelled Check Fees	\$0.00	0.00	0.00	0.00	0.00	0.00	0.00	0.00	0.00	0.00	0.00	0.00	0.00	\$0.00
Total Cash Transactions:	\$151,275,188.35	\$29,957.82	(\$36,970.38)	(\$95,790.73)	(\$5,082.79)	\$134,130.18	\$15,178.18	\$23,449.98	(\$10,000.78)	\$40,412.83	\$7,275.48	\$96,512.76	\$97,557.98	\$151,503,548.89

Kentucky Employees' Health Plan - Status Report
 4th Quarter, 2021
 Attachment B - Summary
 Page B-13

2020	2019 Balance Forward	Plan Year 2018											Plan Year Transactions to Date			
		January-20	February-20	March-20	April-20	May-20	June-20	July-20	August-20	September-20	October-20	November-20		December-20		
101 PREMIUMS	\$1,646,284,065.04	0.00	0.00	0.00	0.00	0.00	0.00	0.00	0.00	0.00	0.00	0.00	0.00	0.00	0.00	\$1,646,284,065.04
102 HRA WAIVER CONTRIBUTION	\$46,574,333.11	0.00	0.00	0.00	0.00	0.00	0.00	0.00	0.00	0.00	0.00	0.00	0.00	0.00	0.00	\$46,574,333.11
110 INTEREST INCOME	\$2,071,729.18	0.00	0.00	0.00	0.00	0.00	0.00	0.00	0.00	0.00	0.00	0.00	0.00	0.00	0.00	\$2,071,729.18
120 DRUG REBATES- ESCRIPTS	\$0.00	0.00	0.00	0.00	0.00	0.00	0.00	0.00	0.00	0.00	0.00	0.00	0.00	0.00	0.00	\$0.00
121 DRUG REBATES- CVS	\$124,145,411.60	(885,226.06)	0.00	0.00	0.00	0.00	0.00	0.00	0.00	0.00	0.00	0.00	0.00	0.00	0.00	\$123,260,185.54
130 TRANSFERS FROM OTHER PLAN YEAR(S)	\$0.00	0.00	0.00	0.00	0.00	0.00	0.00	0.00	0.00	0.00	0.00	0.00	0.00	0.00	0.00	\$0.00
201 MEDICAL CLAIMS HUMANA	\$0.00	0.00	0.00	0.00	0.00	0.00	0.00	0.00	0.00	0.00	0.00	0.00	0.00	0.00	0.00	\$0.00
202 HUMANA ADMIN FEES	\$0.00	0.00	0.00	0.00	0.00	0.00	0.00	0.00	0.00	0.00	0.00	0.00	0.00	0.00	0.00	\$0.00
203 HRA EMBEDDED CLAIMS HUMANA	\$0.00	0.00	0.00	0.00	0.00	0.00	0.00	0.00	0.00	0.00	0.00	0.00	0.00	0.00	0.00	\$0.00
204 HRA WAIVER CLAIMS HUMANA	\$0.00	0.00	0.00	0.00	0.00	0.00	0.00	0.00	0.00	0.00	0.00	0.00	0.00	0.00	0.00	\$0.00
210 MEDICAL CLAIMS- ANTHEM	\$1,055,084,787.44	857,894.26	329,956.39	0.00	44,699.65	(179,251.58)	(83,219.03)	181,986.54	270,344.82	83,716.56	(247,585.85)	31,465.23	(14,939.86)	0.00	0.00	\$1,053,804,720.71
213 HRA EMBEDDED CLAIMS- WW	\$51,035,337.82	(4.51)	0.00	(1,544,103.73)	0.00	0.00	0.00	(786.50)	(4,946.62)	(423.65)	(3,325.80)	0.00	0.00	0.00	0.00	\$51,588,929.09
214 HRA WAIVER CLAIMS- WW	\$38,644,639.45	0.00	0.00	0.00	0.00	0.00	0.00	(148.00)	(1,252.63)	0.00	(2,698.50)	0.00	0.00	0.00	0.00	\$38,648,738.98
215 ANTHEM ADMIN	\$46,754,167.15	0.00	0.00	0.00	0.00	0.00	0.00	0.00	0.00	0.00	0.00	0.00	0.00	0.00	0.00	\$46,754,167.15
216 WAGE WORKS ADMIN	\$4,756,508.68	0.00	0.00	0.00	0.00	0.00	0.00	0.00	0.00	0.00	0.00	0.00	0.00	0.00	0.00	\$4,756,508.68
217 MDX MEDICAL ADMIN- COMPASS	\$922,594.85	0.00	0.00	0.00	0.00	0.00	0.00	0.00	0.00	0.00	0.00	0.00	0.00	0.00	0.00	\$922,594.85
218 Rethink - BH Services	\$0.00	0.00	0.00	0.00	0.00	0.00	0.00	0.00	0.00	0.00	0.00	0.00	0.00	0.00	0.00	\$0.00
219 Dependent Eligibility Audit	\$0.00	0.00	0.00	0.00	0.00	0.00	0.00	0.00	0.00	0.00	0.00	0.00	0.00	0.00	0.00	\$0.00
220 Printing & Postage	\$0.00	0.00	0.00	0.00	0.00	0.00	0.00	0.00	0.00	0.00	0.00	0.00	0.00	0.00	0.00	\$0.00
221 Staywell Admin	\$0.00	0.00	0.00	0.00	0.00	0.00	0.00	0.00	0.00	0.00	0.00	0.00	0.00	0.00	0.00	\$0.00
222 Staywell Claims	\$0.00	0.00	0.00	0.00	0.00	0.00	0.00	0.00	0.00	0.00	0.00	0.00	0.00	0.00	0.00	\$0.00
301 PHARMACY CLAIMS- ESI	\$0.00	0.00	0.00	0.00	0.00	0.00	0.00	0.00	0.00	0.00	0.00	0.00	0.00	0.00	0.00	\$0.00
302 EXPRESS SCRIPTS ADMIN FEES	\$0.00	0.00	0.00	0.00	0.00	0.00	0.00	0.00	0.00	0.00	0.00	0.00	0.00	0.00	0.00	\$0.00
310 PHARMACY CLAIMS- CVS	\$438,096,613.55	(179.57)	(245.61)	(528.08)	(1,709.66)	(8,353.56)	(3,106.96)	(7,965.62)	(20,317.71)	(15,500.47)	3,559.33	0.00	(620.10)	0.00	0.00	\$438,151,581.56
311 CVS ADMIN	\$7,687,660.09	0.00	0.00	0.00	0.00	0.00	0.00	0.00	0.00	0.00	0.00	0.00	0.00	0.00	0.00	\$7,687,660.09
500 TRANSFERS TO OTHER PLAN YEAR(S)	\$0.00	0.00	0.00	0.00	0.00	0.00	0.00	0.00	0.00	0.00	0.00	0.00	0.00	0.00	0.00	\$0.00
501 OPERATING TRANSFER/EXP & ADJ	\$9,130,199.97	0.00	0.00	0.00	0.00	0.00	0.00	0.00	0.00	0.00	0.00	0.00	0.00	0.00	0.00	\$9,130,199.97
502 Transfer for Clinic Cleaning Services	\$0.00	0.00	0.00	0.00	0.00	0.00	0.00	0.00	0.00	0.00	0.00	0.00	0.00	0.00	0.00	\$0.00
503 Voided/NSF/Cancelled Check Fees	\$0.00	0.00	0.00	0.00	0.00	0.00	0.00	0.00	0.00	0.00	0.00	0.00	0.00	0.00	0.00	\$0.00
Total Cash Transactions:	\$152,493,006.43	(\$27,515.88)	\$329,710.78	(\$1,544,631.81)	\$42,889.59	(\$187,605.54)	(\$86,325.99)	\$179,086.02	\$248,827.86	\$67,792.44	(\$245,051.22)	\$31,465.23	(\$15,599.96)	0.00	0.00	\$151,275,188.35

Kentucky Employees' Health Plan - Status Report
 4th Quarter, 2021
 Attachment B - Summary
 Page B-14

2019	Plan Year 2018												Plan Year Transactions to Date	
	2018 Balance Forward	January-19	February-19	March-19	April-19	May-19	June-19	July-19	August-19	September-19	October-19	November-19		December-19
101 PREMIUMS	\$1,572,638,030.66	73,644,247.53	658.13	751.43	(812.12)	1,164.70	24.71	0.00	0.00	0.00	0.00	0.00	0.00	\$1,646,294,065.04
102 HRA WAIVER CONTRIBUTION	\$46,559,195.61	15,137.50	0.00	0.00	0.00	0.00	0.00	0.00	0.00	0.00	0.00	0.00	0.00	\$46,574,333.11
110 INTEREST INCOME	\$2,071,729.18	321,465.04	303,127.79	249,221.65	(873,814.48)	0.00	0.00	0.00	0.00	0.00	0.00	0.00	0.00	\$2,071,729.18
120 DRUG REBATES- ESCRIFTS	\$0.00	0.00	0.00	0.00	0.00	0.00	0.00	0.00	0.00	0.00	0.00	0.00	0.00	\$0.00
121 DRUG REBATES- CVS	\$56,876,176.78	30,606,258.28	0.00	0.00	36,253,007.99	0.00	0.00	375,786.58	0.00	0.00	34,181.97	0.00	0.00	\$128,145,411.60
130 TRANSFERS FROM OTHER PLAN YEAR(S)	\$0.00	0.00	0.00	0.00	0.00	0.00	0.00	0.00	0.00	0.00	0.00	0.00	0.00	\$0.00
201 MEDICAL CLAIMS HUMANA	\$0.00	0.00	0.00	0.00	0.00	0.00	0.00	0.00	0.00	0.00	0.00	0.00	0.00	\$0.00
202 HUMANA ADMIN FEES	\$0.00	0.00	0.00	0.00	0.00	0.00	0.00	0.00	0.00	0.00	0.00	0.00	0.00	\$0.00
203 HRA EMBEDDED CLAIMS HUMANA	\$0.00	0.00	0.00	0.00	0.00	0.00	0.00	0.00	0.00	0.00	0.00	0.00	0.00	\$0.00
204 HRA WAIVER CLAIMS HUMANA	\$0.00	0.00	0.00	0.00	0.00	0.00	0.00	0.00	0.00	0.00	0.00	0.00	0.00	\$0.00
210 MEDICAL CLAIMS- ANTHEM	(\$38,488,590.76)	(84,522,833.36)	(18,621,060.70)	(8,307,866.49)	(3,876,734.00)	(374,103.10)	388,636.49	(397,850.23)	(1,121,957.32)	262,516.33	584,145.87	(385,843.12)	(223,247.05)	(\$1,055,064,287.44)
213 HRA EMBEDDED CLAIMS- WW	(\$49,165,671.44)	(1,229,786.61)	(241,079.53)	(247,033.01)	(148,313.20)	(4.04)	(1,734.53)	(740.47)	(3.00)	(8.73)	(366.26)	0.00	0.00	(\$51,095,337.82)
214 HRA WAIVER CLAIMS- WW	(\$36,800,327.07)	(1,103,371.34)	(257,885.46)	(242,690.00)	(194,010.54)	(1,291.38)	(3,840.69)	(39,063.27)	(3.00)	(2,455.09)	(4.01)	(57.60)	(40.00)	(\$38,644,639.45)
215 ANTHEM ADMIN	(\$46,741,571.47)	(12,363.15)	(148.36)	(8.29)	(75.88)	0.00	0.00	0.00	0.00	0.00	0.00	0.00	(4,497.35)	(\$46,756,508.68)
216 WAGE WORKS ADMIN	(\$4,240,995.33)	(376,575.20)	0.00	0.00	0.00	0.00	(134,440.80)	0.00	0.00	0.00	0.00	0.00	0.00	(\$4,240,995.33)
217 MDX MEDICAL ADMIN- COMPASS	(\$922,594.85)	0.00	0.00	0.00	0.00	0.00	0.00	0.00	0.00	0.00	0.00	0.00	0.00	(\$922,594.85)
218 Rethink - BH Services	\$0.00	0.00	0.00	0.00	0.00	0.00	0.00	0.00	0.00	0.00	0.00	0.00	0.00	\$0.00
219 Dependent Eligibility Audit	\$0.00	0.00	0.00	0.00	0.00	0.00	0.00	0.00	0.00	0.00	0.00	0.00	0.00	\$0.00
220 Printing & Postage	\$0.00	0.00	0.00	0.00	0.00	0.00	0.00	0.00	0.00	0.00	0.00	0.00	0.00	\$0.00
221 Staywell Admin	\$0.00	0.00	0.00	0.00	0.00	0.00	0.00	0.00	0.00	0.00	0.00	0.00	0.00	\$0.00
222 Staywell Claims	\$0.00	0.00	0.00	0.00	0.00	0.00	0.00	0.00	0.00	0.00	0.00	0.00	0.00	\$0.00
301 PHARMACY CLAIMS- ESI	\$0.00	0.00	0.00	0.00	0.00	0.00	0.00	0.00	0.00	0.00	0.00	0.00	0.00	\$0.00
302 EXPRESS SCRIPTS ADMIN FEES	\$0.00	0.00	0.00	0.00	0.00	0.00	0.00	0.00	0.00	0.00	0.00	0.00	0.00	\$0.00
310 PHARMACY CLAIMS- CVS	(\$427,678,633.12)	(10,484,265.75)	(13,351.22)	14,426.33	12,328.58	16,181.59	51,437.64	(34,368.63)	11,984.64	11,824.09	752.79	(3,835.16)	(1,175.33)	(\$438,096,613.55)
311 CVS ADMIN	(\$7,899,140.02)	(975,387.95)	(313,551.34)	(112,760.25)	(116,148.65)	(203.45)	1,729,558.52	0.00	(126.95)	0.00	0.00	0.00	0.00	(\$7,667,660.09)
500 TRANSFERS TO OTHER PLAN YEAR(S)	\$0.00	0.00	0.00	0.00	0.00	0.00	0.00	0.00	0.00	0.00	0.00	0.00	0.00	\$0.00
501 OPERATING TRANSFER/EXP & ADJ	(\$8,476,380.16)	22,882.42	0.00	(5.00)	(81,791.23)	0.00	(594,906.00)	0.00	0.00	0.00	0.00	0.00	0.00	(\$9,130,199.97)
502 Transfer for Clinic Cleaning Services	\$0.00	0.00	0.00	0.00	0.00	0.00	0.00	0.00	0.00	0.00	0.00	0.00	0.00	\$0.00
503 Voided/NSF/ Cancelled Check Fees	\$0.00	0.00	0.00	0.00	0.00	0.00	0.00	0.00	0.00	0.00	0.00	0.00	0.00	\$0.00
Total Cash Transactions:	\$14,432,727.79	\$4,733,964.13	(\$19,142,890.69)	(\$8,645,963.63)	\$30,973,036.47	(\$358,255.68)	\$1,434,785.34	(\$96,236.02)	(\$1,110,102.63)	\$271,976.60	\$618,710.36	(\$389,735.88)	(\$228,939.73)	\$152,493,066.43

Kentucky Employees' Health Plan - Status Report
 4th Quarter, 2021
 Attachment B - Summary
 Page B-15

2018	Plan Year 2018												Plan Year Transactions to Date	
	2017 Balance Forward	January-18	February-18	March-18	April-18	May-18	June-18	July-18	August-18	September-18	October-18	November-18		December-18
101 PREMIUMS	\$0.00	68,300,267.01	134,478,893.90	139,017,958.34	138,872,737.53	137,018,292.60	105,778,700.26	169,023,229.14	137,455,968.90	133,853,260.69	134,612,881.62	137,671,061.76	136,554,778.91	\$1,572,638,930.66
102 HRA WAIVER CONTRIBUTION	\$0.00	9,946,331.36	3,986,434.52	4,045,266.95	4,041,237.16	4,039,358.86	367,889.96	7,557,677.76	3,845,509.64	3,387,037.50	3,727,970.62	637,254.22	6,377,232.06	\$46,559,195.61
110 INTEREST INCOME	\$0.00	0.00	20,376.82	75,185.50	137,170.00	192,919.86	0.00	339,454.97	299,050.46	193,840.27	266,163.10	293,885.76	253,882.44	\$2,071,729.18
120 DRUG REBATES- ESCRPTS	\$0.00	0.00	0.00	0.00	0.00	0.00	0.00	0.00	0.00	0.00	0.00	0.00	0.00	\$0.00
121 DRUG REBATES- CVS	\$0.00	0.00	0.00	0.00	0.00	0.00	0.00	27,091,590.20	0.00	0.00	29,794,586.58	0.00	0.00	\$56,876,176.78
130 TRANSFERS FROM OTHER PLAN YEAR(S)	\$0.00	0.00	0.00	0.00	0.00	0.00	0.00	0.00	0.00	0.00	0.00	0.00	0.00	\$0.00
201 MEDICAL CLAIMS HUMANA	\$0.00	0.00	0.00	0.00	0.00	0.00	0.00	0.00	0.00	0.00	0.00	0.00	0.00	\$0.00
202 HUMANA ADMIN FEES	\$0.00	0.00	(834,417.24)	0.00	(2,586,441.88)	0.00	(1,340,011.95)	(4,785,810.59)	0.00	(942,308.15)	(872,940.66)	(1,111,103.20)	(823,446.55)	(\$13,298,480.22)
203 HRA EMBEDDED CLAIMS HUMANA	\$0.00	0.00	0.00	0.00	0.00	0.00	0.00	0.00	0.00	0.00	0.00	0.00	0.00	\$0.00
204 HRA WAIVER CLAIMS HUMANA	\$0.00	0.00	0.00	0.00	0.00	0.00	0.00	0.00	0.00	0.00	0.00	0.00	0.00	\$0.00
210 MEDICAL CLAIMS- ANTHEM	\$0.00	(16,978,844.64)	(3,892,860.60)	(62,096,641.78)	(72,272,070.77)	(86,436,636.91)	(73,854,779.05)	(79,325,026.72)	(103,136,172.95)	(88,092,888.81)	(106,098,802.90)	(86,307,671.01)	(99,996,494.62)	(\$38,468,290.76)
213 HRA EMBEDDED CLAIMS- WW	\$0.00	(4,185,446.64)	(5,150,603.12)	(5,781,680.10)	(5,135,235.62)	(4,785,921.61)	(6,545,613.45)	(2,402,438.83)	(3,484,967.22)	(2,681,175.53)	(3,197,997.16)	(2,949,665.20)	(2,864,926.96)	(\$49,165,671.44)
214 HRA WAIVER CLAIMS- WW	\$0.00	(3,126,862.09)	(3,083,837.98)	(3,279,448.24)	(2,851,573.68)	(3,279,448.24)	(2,488,597.12)	(5,211,008.17)	(3,754,872.17)	(2,490,711.77)	(2,917,482.26)	(2,478,421.18)	(2,513,071.37)	(\$36,800,327.07)
215 ANTHEM ADMIN	\$0.00	(3,935,437.48)	(3,931,418.42)	(3,951,277.57)	(3,950,333.18)	(3,925,017.64)	(3,894,421.03)	(3,890,815.21)	(3,851,098.53)	(3,814,672.23)	(3,876,141.20)	(3,873,307.62)	(3,879,631.36)	(\$46,761,571.47)
216 WAGE WORKS ADMIN	\$0.00	(137,104.93)	(996,508.00)	(400,843.20)	(403,893.60)	(354,847.60)	(396,223.20)	(317,168.00)	(359,644.00)	(360,320.40)	(403,410.80)	(332,885.20)	(376,046.40)	(\$4,240,995.33)
217 MDX MEDICAL ADMIN- COMPASS	\$0.00	0.00	(77,557.55)	(77,207.22)	(77,153.69)	(153,995.21)	(76,667.68)	(80,096.78)	(75,708.38)	(75,291.80)	(76,302.51)	0.00	(152,614.03)	(\$922,984.85)
218 Rethink - BH Services	\$0.00	0.00	0.00	0.00	0.00	0.00	0.00	0.00	0.00	0.00	0.00	0.00	0.00	\$0.00
219 Dependent Eligibility Audit	\$0.00	0.00	0.00	0.00	0.00	0.00	0.00	0.00	0.00	0.00	0.00	0.00	0.00	\$0.00
220 Printing & Postage	\$0.00	0.00	0.00	0.00	0.00	0.00	0.00	0.00	0.00	0.00	0.00	0.00	0.00	\$0.00
221 Staywell Admin	\$0.00	0.00	0.00	0.00	0.00	0.00	0.00	0.00	0.00	0.00	0.00	0.00	0.00	\$0.00
222 Staywell Claims	\$0.00	0.00	0.00	0.00	0.00	0.00	0.00	0.00	0.00	0.00	0.00	0.00	0.00	\$0.00
301 PHARMACY CLAIMS - ESI	\$0.00	0.00	0.00	0.00	0.00	0.00	0.00	0.00	0.00	0.00	0.00	0.00	0.00	\$0.00
302 EXPRESS SCRIPTS ADMIN FEES	\$0.00	0.00	0.00	0.00	0.00	0.00	0.00	0.00	0.00	0.00	0.00	0.00	0.00	\$0.00
310 PHARMACY CLAIMS- CVS	\$0.00	(24,171,126.52)	(31,428,692.11)	(30,621,265.36)	(15,759,153.06)	(53,532,061.00)	(37,312,953.96)	(36,102,383.56)	(38,644,435.83)	(37,076,421.73)	(40,285,007.26)	(40,806,634.20)	(40,938,518.53)	(\$427,676,653.12)
311 CVS ADMIN	\$0.00	(89,135.05)	(421,368.14)	(646,121.65)	(875,512.12)	(1,005,450.15)	(639,088.43)	(1,067,801.44)	(203,148.85)	(737,838.00)	(1,218,054.29)	(461,785.70)	(523,718.20)	(\$7,899,140.02)
500 TRANSFERS TO OTHER PLAN YEAR(S)	\$0.00	0.00	0.00	0.00	0.00	0.00	0.00	0.00	0.00	0.00	0.00	0.00	0.00	\$0.00
501 OPERATING TRANSFER/EXP & ADJ	\$0.00	(2,464,200.00)	0.00	(217,622.00)	(1,296,893.71)	11,685.05	(40,092.46)	(4,007,193.00)	(1,608.04)	(219,398.00)	(598.00)	(152,673.00)	(88,787.00)	(\$4,476,380.16)
502 Transfer for Clinic Cleaning Services	\$0.00	0.00	0.00	0.00	0.00	0.00	0.00	0.00	0.00	0.00	0.00	0.00	0.00	\$0.00
503 Voided/NSF/ Cancelled Check Fees	\$0.00	0.00	0.00	0.00	0.00	0.00	0.00	0.00	0.00	0.00	0.00	0.00	0.00	\$0.00
Total Cash Transactions:	\$0.00	\$17,148,923.02	\$38,266,442.08	\$36,098,303.67	\$37,844,083.38	(\$21,536,719.79)	(\$20,441,858.11)	\$66,822,209.77	(\$11,911,126.97)	\$943,212.04	\$9,444,864.88	\$127,755.43	(\$8,373,961.61)	\$144,432,727.79

Kentucky Employees' Health Plan - Status Report
 4th Quarter, 2021
 Attachment B - Summary
 Page B-16

2021	Plan Year 2019												Plan Year Transactions to Date	
	2020 Balance Forward	January-21	February-21	March-21	April-21	May-21	June-21	July-21	August-21	September-21	October-21	November-21		December-21
101 PREMIUMS	\$1,636,992,249.29	0.00	0.00	0.00	0.00	0.00	0.00	0.00	0.00	0.00	0.00	0.00	0.00	\$1,636,992,249.29
102 HRA WAIVER CONTRIBUTION	\$47,887,232.45	0.00	0.00	0.00	0.00	0.00	0.00	0.00	0.00	0.00	0.00	0.00	0.00	\$47,887,232.45
110 Investment Income	\$12,628,314.74	0.00	0.00	0.00	0.00	0.00	0.00	0.00	0.00	0.00	0.00	0.00	0.00	\$12,628,314.74
120 DRUG REBATES- ESCRIPTS	\$0.00	0.00	0.00	0.00	0.00	0.00	0.00	0.00	0.00	0.00	0.00	0.00	0.00	\$0.00
121 DRUG REBATES- CVS	\$149,260,781.45	2,839,272.58	0.00	0.00	364,784.62	0.00	112,536.83	0.00	0.00	101,012.73	0.00	0.00	0.00	\$152,678,368.21
130 TRANSFERS FROM OTHER PLAN YEAR(S)	\$0.00	0.00	0.00	0.00	0.00	0.00	0.00	0.00	0.00	0.00	0.00	0.00	0.00	\$0.00
201 MEDICAL CLAIMS HUMANA	\$0.00	0.00	0.00	0.00	0.00	\$0.00	0.00	0.00	0.00	0.00	0.00	0.00	0.00	\$0.00
202 HUMANA ADMIN FEES	\$0.00	0.00	0.00	0.00	0.00	0.00	0.00	0.00	0.00	0.00	0.00	0.00	0.00	\$0.00
203 HRA EMBEDDED CLAIMS HUMANA	\$0.00	0.00	0.00	0.00	0.00	0.00	0.00	0.00	0.00	0.00	0.00	0.00	0.00	\$0.00
204 HRA WAIVER CLAIMS HUMANA	\$0.00	0.00	0.00	0.00	0.00	0.00	0.00	0.00	0.00	0.00	0.00	0.00	0.00	\$0.00
210 MEDICAL CLAIMS- ANTHEM	\$1,146,530,747.52	(137,064.21)	(6,187.19)	(2,164,111.15)	(46,135.95)	939,029.44	(328,585.27)	(405,752.81)	(1,137,832.16)	(64,705.00)	(24,350.17)	373,011.82	0.00	(\$1,148,547,670.60)
213 HRA EMBEDDED CLAIMS- WW	\$56,107,634.78	(2.42)	(568.61)	(146.90)	(15.12)	0.00	0.00	2,453.28	(4,626.74)	0.00	(6,180.83)	0.00	0.00	(\$56,116,722.12)
214 HRA WAIVER CLAIMS- WW	\$37,846,241.90	0.00	0.00	0.00	(137.52)	0.00	0.00	823.26	(5,425.79)	0.00	(2,384.38)	0.00	0.00	(\$37,851,865.73)
215 ANTHEM ADMIN	\$47,478,543.10	0.00	0.00	0.00	0.00	0.00	0.00	0.00	0.00	0.00	0.00	0.00	0.00	(\$47,478,543.10)
216 WAGE WORKS ADMIN	\$5,013,247.70	0.00	0.00	0.00	0.00	0.00	0.00	0.00	0.00	0.00	0.00	0.00	0.00	(\$5,013,247.70)
217 MDX MEDICAL ADMIN- COMPASS	\$945,179.95	0.00	0.00	0.00	0.00	0.00	0.00	0.00	0.00	0.00	0.00	0.00	0.00	(\$945,179.95)
218 Rethink - BH Services	\$0.00	0.00	0.00	0.00	0.00	0.00	0.00	0.00	0.00	0.00	0.00	0.00	0.00	\$0.00
219 Dependent Eligibility Audit	\$3,961.50	0.00	0.00	0.00	0.00	0.00	0.00	0.00	0.00	0.00	0.00	0.00	0.00	(\$3,961.50)
220 Printing & Postage	\$0.00	0.00	0.00	0.00	0.00	0.00	0.00	0.00	0.00	0.00	0.00	0.00	0.00	\$0.00
221 WebMD Admin	\$0.00	0.00	0.00	0.00	0.00	0.00	0.00	0.00	0.00	0.00	0.00	0.00	0.00	\$0.00
222 WebMD Claims	\$0.00	0.00	0.00	0.00	0.00	0.00	0.00	0.00	0.00	0.00	0.00	0.00	0.00	\$0.00
301 PHARMACY CLAIMS- ESI	\$0.00	0.00	0.00	0.00	0.00	0.00	0.00	0.00	0.00	0.00	0.00	0.00	0.00	\$0.00
302 EXPRESS SCRIPTS ADMIN FEES	\$0.00	0.00	0.00	0.00	0.00	0.00	0.00	0.00	0.00	0.00	0.00	0.00	0.00	\$0.00
310 PHARMACY CLAIMS- CVS	\$489,179,439.44	(5,674.69)	187.25	809.14	535.47	(457.64)	3,633.93	(7,504.67)	(24,322.36)	(257.32)	7,508.21	(517.32)	0.00	(\$489,246,074.83)
311 CVS ADMIN	\$8,094,122.18	0.00	0.00	0.00	0.00	0.00	0.00	0.00	0.00	0.00	0.00	0.00	0.00	(\$8,094,122.18)
500 TRANSFERS TO OTHER PLAN YEAR(S)	\$0.00	0.00	0.00	0.00	0.00	0.00	0.00	0.00	0.00	0.00	0.00	0.00	0.00	\$0.00
501 OPERATING TRANSFER (EXP & AD)	\$4,793,276.68	0.00	0.00	0.00	0.00	0.00	0.00	0.00	0.00	0.00	0.00	0.00	0.00	(\$4,793,276.68)
502 Transfer for Clinic Cleaning Services	\$1,747.08	0.00	0.00	0.00	0.00	0.00	0.00	0.00	0.00	0.00	0.00	0.00	0.00	(\$1,747.08)
503 Voided/NSF/Cancelled Check Fees	\$0.00	0.00	0.00	0.00	0.00	0.00	0.00	0.00	0.00	0.00	0.00	0.00	0.00	\$0.00
Total Cash Transactions:	\$25,251,022.40	\$2,696,531.26	(\$6,568.55)	(\$2,163,448.91)	\$319,011.50	\$938,571.80	\$935,467.18	(\$212,414.51)	(\$409,980.94)	(\$1,170,207.05)	\$36,050.41	(\$25,407.17)	\$372,474.50	\$26,561,101.92

Kentucky Employees' Health Plan - Status Report
 4th Quarter, 2021
 Attachment B - Summary
 Page B-17

2020	Plan Year 2019												Plan Year Transactions to Date	
	2019 Balance Forward	January-20	February-20	March-20	April-20	May-20	June-20	July-20	August-20	September-20	October-20	November-20		December-20
101 PREMIUMS	\$1,568,885,156.90	67,828,408.38	278,794.56	(328.74)	244.58	(26.39)	0.00	0.00	0.00	0.00	0.00	0.00	0.00	\$1,636,992,249.29
102 HRA WAIVER CONTRIBUTION	\$44,416,315.57	3,470,916.88	0.00	0.00	0.00	0.00	0.00	0.00	0.00	0.00	0.00	0.00	0.00	\$47,887,232.45
110 INTEREST INCOME	\$12,628,314.74	0.00	0.00	0.00	0.00	0.00	0.00	0.00	0.00	0.00	0.00	0.00	0.00	\$12,628,314.74
120 DRUG REBATES- ESCRIPTS	\$0.00	0.00	0.00	0.00	0.00	0.00	0.00	0.00	0.00	0.00	0.00	0.00	0.00	\$0.00
121 DRUG REBATES- CVS	\$67,758,803.71	35,397,343.46	0.00	0.00	44,029,550.10	0.00	2,010,413.83	0.00	0.00	0.00	64,670.35	0.00	0.00	\$149,260,781.45
130 TRANSFERS (Z) OTHER PLAN YEAR(S)	\$0.00	0.00	0.00	0.00	0.00	0.00	0.00	0.00	0.00	0.00	0.00	0.00	0.00	\$0.00
130 MEDICAL CLAIMS HUMANA	\$0.00	0.00	0.00	(3,780,115.00)	0.00	0.00	0.00	0.00	0.00	0.00	0.00	0.00	0.00	\$0.00
202 HUMANA ADMIN FEES	\$0.00	0.00	0.00	0.00	0.00	0.00	0.00	0.00	0.00	0.00	0.00	0.00	0.00	\$0.00
203 HRA EMBEDDED CLAIMS HUMANA	\$0.00	0.00	0.00	0.00	0.00	0.00	0.00	0.00	0.00	0.00	0.00	0.00	0.00	\$0.00
204 HRA WAIVER CLAIMS HUMANA	\$0.00	0.00	0.00	0.00	0.00	0.00	0.00	0.00	0.00	0.00	0.00	0.00	0.00	\$0.00
210 MEDICAL CLAIMS- ANTHEM	\$1,024,634,960.91	(75,087,214.38)	(24,340,025.67)	(6,860,568.25)	(5,804,466.73)	(4,168,738.21)	(5,438,799.10)	(1,035,701.95)	590,478.21	(265,433.22)	(229,979.04)	396,589.57	418,072.16	(\$1,146,520,247.52)
213 HRA EMBEDDED CLAIMS- WW	(\$53,944,979.42)	(1,207,284.19)	(375,652.56)	(257,239.62)	(248,138.09)	(73,328.17)	(809.60)	(783.66)	(0.78)	(191.09)	(500.00)	1,500.02	(227.62)	(\$56,107,634.78)
214 HRA WAIVER CLAIMS- WW	(\$36,216,531.53)	(943,160.60)	(236,610.49)	(184,172.91)	(174,737.96)	(54,358.47)	(891.00)	(32,619.02)	(956.32)	(203.00)	0.00	0.00	0.00	(\$37,846,241.30)
215 ANTHEM ADMIN	(\$47,474,030.56)	(4,455.68)	(56.96)	0.00	0.00	0.00	0.00	0.00	0.00	0.00	0.00	0.00	0.00	(\$47,478,543.10)
216 WAGE WORKS ADMIN	(\$4,581,098.50)	(460,672.80)	42,375.20	(4,692.80)	(4,614.40)	(4,544.40)	0.00	0.00	0.00	0.00	0.00	0.00	0.00	(\$5,013,247.70)
217 MDX MEDICAL ADMIN- COMPASS	(\$945,179.95)	0.00	0.00	0.00	0.00	0.00	0.00	0.00	0.00	0.00	0.00	0.00	0.00	(\$945,179.95)
218 Rethink - BH Services	\$0.00	0.00	0.00	0.00	0.00	0.00	0.00	0.00	0.00	0.00	0.00	0.00	0.00	\$0.00
219 Dependent Eligibility Audit	\$0.00	0.00	(3,961.50)	0.00	0.00	0.00	0.00	0.00	0.00	0.00	0.00	0.00	0.00	(\$3,961.50)
220 Printing & Postage	\$0.00	0.00	0.00	0.00	0.00	0.00	0.00	0.00	0.00	0.00	0.00	0.00	0.00	\$0.00
221 Staywell Admin	\$0.00	0.00	0.00	0.00	0.00	0.00	0.00	0.00	0.00	0.00	0.00	0.00	0.00	\$0.00
222 Staywell Claims	\$0.00	0.00	0.00	0.00	0.00	0.00	0.00	0.00	0.00	0.00	0.00	0.00	0.00	\$0.00
301 PHARMACY CLAIMS - ESI	\$0.00	0.00	0.00	0.00	0.00	0.00	0.00	0.00	0.00	0.00	0.00	0.00	0.00	\$0.00
302 EXPRESS SCRIPTS ADMIN FEES	\$0.00	0.00	0.00	0.00	0.00	0.00	0.00	0.00	0.00	0.00	0.00	0.00	0.00	\$0.00
310 PHARMACY CLAIMS- CVS	(\$479,330,356.24)	(9,763,918.93)	(46,874.41)	(23,909.19)	(6,084.81)	1,349.52	(7,967.80)	112,860.80	(126,656.54)	15,884.92	(635.55)	1,716.55	(4,487.76)	(\$489,179,639.44)
311 CVS ADMIN	(\$8,454,556.65)	(541,999.98)	(437,782.33)	0.00	0.00	0.00	0.00	1,340,215.78	0.00	0.00	0.00	0.00	0.00	(\$8,094,122.18)
500 TRANSFERS (Z) OTHER PLAN YEAR(S)	\$0.00	0.00	0.00	0.00	0.00	0.00	0.00	0.00	0.00	0.00	0.00	0.00	0.00	\$0.00
501 OPERATING TRANSFER (EXP & ADJ)	(\$8,262,933.68)	0.00	88,184.00	0.00	0.00	0.00	(618,527.00)	0.00	0.00	0.00	0.00	0.00	0.00	(\$8,793,276.68)
502 Transfer for Clinic Cleaning Services	\$0.00	0.00	(1,747.08)	0.00	0.00	0.00	0.00	0.00	0.00	0.00	0.00	0.00	0.00	(\$1,747.08)
503 Voided/NSF/ Cancelled Check Fees	\$0.00	0.00	0.00	0.00	0.00	0.00	0.00	0.00	0.00	0.00	0.00	0.00	0.00	\$0.00
Total Cash Transactions:	\$12,088,664.18	\$18,687,962.16	(\$25,033,357.14)	(\$11,111,026.51)	\$377,917,52.69	(\$4,299,646.12)	(\$6,067,014.50)	\$2,399,886.78	\$462,864.57	(\$249,842.39)	(\$166,444.24)	\$399,866.14	\$413,356.78	\$25,251,022.40

Kentucky Employees' Health Plan - Status Report
 4th Quarter, 2021
 Attachment B - Summary
 Page B-18

2019	Plan Year 2019												Plan Year Transactions to Date	
	2018 Balance Forward	January-19	February-19	March-19	April-19	May-19	June-19	July-19	August-19	September-19	October-19	November-19		December-19
101 PREMIUMS	\$0.00	63,839,206.68	137,315,232.35	137,105,702.38	137,654,759.26	136,667,873.70	103,096,545.23	173,716,439.48	132,068,605.08	133,573,041.06	135,850,302.90	134,827,553.80	143,169,494.98	\$1,568,885,156.90
102 HRA WAIVER CONTRIBUTION	\$0.00	3,944,275.54	3,965,180.74	4,020,824.09	4,037,312.90	4,034,554.06	3,455,883.36	7,604,387.42	3,857,520.86	3,814,737.50	4,036,287.50	4,099,201.60	655,550.00	\$44,416,315.57
110 INTEREST INCOME	\$0.00	0.00	26,696.30	83,033.74	4,901,912.75	1,387,267.36	1,058,463.85	944,172.78	1,144,515.76	851,828.49	817,970.18	696,539.10	715,914.43	\$12,628,314.74
120 DRUG REBATES- ESCRIPTS	\$0.00	0.00	0.00	0.00	0.00	0.00	0.00	0.00	0.00	0.00	0.00	0.00	0.00	\$0.00
121 DRUG REBATES- CVS	\$0.00	0.00	0.00	0.00	0.00	0.00	0.00	33,676,387.63	0.00	0.00	34,082,416.08	0.00	0.00	\$67,758,803.71
130 TRANSFERS (EXCEPT OTHER PLAN YEAR(S))	\$0.00	0.00	0.00	0.00	0.00	0.00	0.00	0.00	0.00	0.00	0.00	0.00	0.00	\$0.00
201 MEDICAL CLAIMS HUMANA	\$0.00	0.00	0.00	0.00	0.00	0.00	0.00	0.00	0.00	0.00	0.00	0.00	0.00	\$0.00
202 HUMANA ADMIN FEES	\$0.00	0.00	(2,852,371.71)	(1,293,286.73)	(1,581,143.96)	(1,859,573.73)	(1,466,107.18)	(1,309,066.71)	(1,440,713.50)	(1,025,799.00)	(978,815.99)	(1,773,035.35)	(2,173,385.44)	(\$17,753,299.30)
203 HRA EMBEDDED CLAIMS HUMANA	\$0.00	0.00	0.00	0.00	0.00	0.00	0.00	0.00	0.00	0.00	0.00	0.00	0.00	\$0.00
204 HRA WAIVER CLAIMS HUMANA	\$0.00	0.00	0.00	0.00	0.00	0.00	0.00	0.00	0.00	0.00	0.00	0.00	0.00	\$0.00
210 MEDICAL CLAIMS- ANTHEM	\$0.00	(4,715,590.72)	(4,974,494.49)	(73,159,110.09)	(93,329,780.61)	(80,074,628.25)	(84,036,842.14)	(110,369,191.54)	(92,207,948.49)	(87,202,032.31)	(118,084,677.63)	(97,111,897.38)	(120,334,767.32)	(\$1,024,634,980.91)
213 HRA EMBEDDED CLAIMS- WW	\$0.00	(4,873,288.34)	(5,559,177.20)	(6,159,032.41)	(6,175,759.56)	(4,365,688.16)	(4,978,662.88)	(4,525,955.61)	(3,808,394.76)	(2,989,484.51)	(3,426,261.26)	(2,937,457.99)	(3,545,826.74)	(\$53,944,979.42)
214 HRA WAIVER CLAIMS- WW	\$0.00	(3,229,011.29)	(3,004,428.78)	(2,995,573.51)	(2,873,080.16)	(2,245,062.58)	(2,443,596.76)	(4,676,216.54)	(3,570,390.27)	(2,631,855.13)	(2,851,360.13)	(2,438,558.62)	(3,239,867.76)	(\$36,218,531.53)
215 ANTHEM ADMIN	\$0.00	(3,994,671.25)	(3,974,234.00)	(3,979,290.00)	(3,969,782.94)	(3,991,674.02)	(3,990,084.19)	(3,944,514.00)	(3,905,806.44)	(3,887,709.63)	(3,956,911.16)	(3,947,003.55)	(3,950,349.38)	(\$47,474,030.56)
216 WAGE WORKS ADMIN	\$0.00	0.00	(428,890.00)	(429,018.80)	(432,597.20)	(387,870.00)	(436,445.90)	(343,338.80)	(392,918.40)	(391,857.20)	(397,275.20)	(362,087.60)	(578,699.40)	(\$4,581,088.50)
217 MDX MEDICAL ADMIN- COMPASS	\$0.00	(79,543.75)	(79,206.60)	(79,359.50)	(79,244.55)	(79,084.50)	(78,871.65)	(78,488.85)	(77,867.70)	(77,380.05)	(78,653.30)	(78,700.60)	(78,758.90)	(\$945,179.95)
218 Rethink - BH Services	\$0.00	0.00	0.00	0.00	0.00	0.00	0.00	0.00	0.00	0.00	0.00	0.00	0.00	\$0.00
219 Dependent Eligibility Audit	\$0.00	0.00	0.00	0.00	0.00	0.00	0.00	0.00	0.00	0.00	0.00	0.00	0.00	\$0.00
220 Printing & Postage	\$0.00	0.00	0.00	0.00	0.00	0.00	0.00	0.00	0.00	0.00	0.00	0.00	0.00	\$0.00
222 Staywell Admin	\$0.00	0.00	0.00	0.00	0.00	0.00	0.00	0.00	0.00	0.00	0.00	0.00	0.00	\$0.00
301 PHARMACY CLAIMS - ESI	\$0.00	0.00	0.00	0.00	0.00	0.00	0.00	0.00	0.00	0.00	0.00	0.00	0.00	\$0.00
302 EXPRESS SCRIPTS ADMIN FEES	\$0.00	0.00	0.00	0.00	0.00	0.00	0.00	0.00	0.00	0.00	0.00	0.00	0.00	\$0.00
310 PHARMACY CLAIMS- CVS	\$0.00	(27,345,668.16)	(38,703,025.74)	(37,982,126.05)	(40,965,331.13)	(40,526,836.13)	(39,192,266.51)	(40,470,514.97)	(42,699,062.87)	(32,220,535.89)	(51,381,296.15)	(45,348,072.25)	(45,395,620.39)	(\$479,330,356.24)
311 CVS ADMIN	\$0.00	(330,493.15)	(329,397.15)	(735,482.65)	(760,576.26)	(428,167.90)	(1,347,242.47)	(721,828.14)	(840,827.55)	(432,818.54)	(937,065.56)	(854,408.11)	(736,199.17)	(\$8,454,556.65)
500 TRANSFERS TO OTHER PLAN YEAR(S)	\$0.00	0.00	0.00	0.00	0.00	0.00	0.00	0.00	0.00	0.00	0.00	0.00	0.00	\$0.00
501 OPERATING TRANSFER(FEES/EXP & ADJ)	\$0.00	(88,184.00)	(1,218,655.09)	(51,015.75)	(91,682.00)	(958,586.20)	(189,293.42)	(3,523,558.40)	(302,555.08)	(95,750.75)	(95,510.16)	(90,452.95)	(1,557,689.88)	(\$4,262,933.68)
502 Transfer for Clinic Cleaning Services	\$0.00	0.00	0.00	0.00	0.00	0.00	0.00	0.00	0.00	0.00	0.00	0.00	0.00	\$0.00
503 Voided/NSF/ Cancelled Check Fees	\$0.00	0.00	0.00	0.00	0.00	0.00	0.00	0.00	0.00	0.00	0.00	0.00	0.00	\$0.00
Total Cash Transactions:	\$0.00	\$13,137,031.56	\$30,189,288.63	\$15,212,254.78	(\$2,684,993.46)	\$6,552,523.65	(\$33,628,120.66)	\$45,979,213.75	(\$12,175,853.36)	\$7,284,554.04	(\$7,402,849.88)	(\$13,318,179.90)	(\$37,050,204.97)	\$12,086,664.18

Kentucky Employees' Health Plan - Status Report
 4th Quarter, 2021
 Attachment B - Summary
 Page B-19

2021	Plan Year 2020												Plan Year Transactions to Date	
	2020 Balance Forward	January-21	February-21	March-21	April-21	May-21	June-21	July-21	August-21	September-21	October-21	November-21		December-21
101 PREMIUMS	\$1,569,005,809.82	72,744,422.71	147,394.64	309.51	350.64	0.00	0.00	0.00	25.45	0.00	0.00	0.00	0.00	\$1,641,898,440.06
102 HRA WAIVER CONTRIBUTION	\$44,809,455.85	3,202,897.67	342,529.38	0.00	0.00	0.00	0.00	0.00	0.00	0.00	0.00	0.00	0.00	\$48,355,454.09
110 Investment Income	\$1,801,907.24	0.00	0.00	0.00	0.00	0.00	0.00	0.00	0.00	0.00	0.00	0.00	0.00	\$1,801,907.24
120 DRUG REBATES- ESCRIPTS	\$115.04	0.00	0.00	0.00	0.00	0.00	0.00	0.00	0.00	0.00	0.00	0.00	0.00	\$115.04
121 DRUG REBATES- CVS	\$76,256,360.35	38,897,486.77	0.00	0.00	42,001,771.16	0.00	0.00	0.00	0.00	0.00	0.00	0.00	0.00	\$171,114,076.08
130 TRANSFERS FROM OTHER PLAN YEAR(S)	\$0.00	0.00	0.00	0.00	0.00	0.00	0.00	0.00	0.00	0.00	0.00	0.00	0.00	\$0.00
201 MEDICAL CLAIMS-HUMANA	\$0.00	0.00	0.00	0.00	0.00	0.00	0.00	0.00	0.00	0.00	0.00	0.00	0.00	\$0.00
202 HUMANA ADMIN FEES	\$0.00	0.00	0.00	0.00	0.00	0.00	0.00	0.00	0.00	0.00	0.00	0.00	0.00	\$0.00
203 HRA EMBEDDED CLAIMS HUMANA	\$0.00	0.00	0.00	0.00	0.00	0.00	0.00	0.00	0.00	0.00	0.00	0.00	0.00	\$0.00
204 HRA WAIVER CLAIMS HUMANA	\$0.00	0.00	0.00	0.00	0.00	0.00	0.00	0.00	0.00	0.00	0.00	0.00	0.00	\$0.00
210 MEDICAL CLAIMS- ANTHEM	(\$946,139,434.10)	(78,053,983.17)	(26,949,133.20)	(44,528,172.00)	(5,455,141.63)	(2,022,908.09)	(2,251,220.50)	(266,447.39)	(757,379.86)	(946,930.77)	(581,103.32)	(416,036.35)	657,821.96	(\$1,077,708,468.42)
213 HRA EMBEDDED CLAIMS- WW	(\$51,831,004.20)	(1,392,517.60)	(277,883.49)	(201,149.30)	(99,621.72)	(45,082.93)	(480.01)	(116.66)	(962.00)	92.67	0.00	0.00	0.00	(\$53,849,373.56)
214 HRA WAIVER CLAIMS- WW	(\$34,655,804.47)	(1,042,925.51)	(186,938.06)	(181,451.79)	(123,729.94)	(20,100.60)	852.76	(31,865.71)	877.90	(0.10)	(97.21)	0.00	0.00	(\$36,241,122.73)
215 ANTHEM ADMIN	(\$44,304,898.32)	(3,737.25)	(200.86)	295,300.00	(40.65)	(3,687,799.50)	0.00	0.00	0.00	0.00	0.00	0.00	0.00	(\$47,701,376.58)
216 WAGE WORKS ADMIN	(\$5,027,768.80)	(445,483.60)	(5,338.40)	(5,338.80)	194,230.40	(4,286.80)	0.00	0.00	0.00	0.00	0.00	0.00	0.00	(\$5,294,184.00)
217 MDX MEDICAL ADMIN- COMPASS	(\$1,270,370.90)	0.00	(1,200.00)	0.00	0.00	0.00	0.00	0.00	0.00	0.00	0.00	0.00	0.00	(\$1,271,570.90)
218 Rethink- BH Services	(\$793,656.00)	0.00	7,659.83	0.00	0.00	0.00	0.00	0.00	0.00	0.00	0.00	0.00	0.00	(\$793,656.00)
219 Dependent Eligibility Audit	(\$201,844.89)	(5,474.00)	0.00	0.00	0.00	0.00	0.00	0.00	0.00	0.00	0.00	0.00	0.00	(\$199,179.06)
220 Printing & Postage	\$0.00	0.00	0.00	0.00	0.00	0.00	0.00	0.00	0.00	0.00	0.00	0.00	0.00	\$0.00
221 WebMD Admin	(\$5,116,848.28)	(386,125.36)	(29,795.12)	0.00	0.00	0.00	0.00	0.00	0.00	0.00	0.00	0.00	0.00	(\$5,532,768.76)
222 WebMD Claims	(\$5,931,776.32)	(644,389.82)	0.00	0.00	0.00	0.00	0.00	0.00	0.00	0.00	0.00	0.00	0.00	(\$4,576,666.14)
301 PHARMACY CLAIMS - ESI	\$0.00	0.00	0.00	0.00	0.00	0.00	0.00	0.00	0.00	0.00	0.00	0.00	0.00	\$0.00
302 EXPRESS SCRIPTS ADMIN FEES	\$0.00	0.00	0.00	0.00	0.00	0.00	0.00	0.00	0.00	0.00	0.00	0.00	0.00	\$0.00
310 PHARMACY CLAIMS- CVS	(\$520,978,025.31)	(9,856,676.34)	(21,613.68)	(44,320.73)	459,139.07	(278.45)	138,399.31	1,893.02	(4,313.12)	(2,160.45)	(2,241.26)	(13,549.09)	19,419.83	(\$530,305,465.20)
311 CVS ADMIN	(\$7,845,356.73)	(558,012.08)	(454,433.74)	0.00	0.00	0.00	63,521.82	0.00	0.00	0.00	0.00	0.00	0.00	(\$8,794,280.73)
500 TRANSFERS TO OTHER PLAN YEAR(S)	\$0.00	0.00	0.00	0.00	0.00	0.00	0.00	0.00	0.00	0.00	0.00	0.00	0.00	\$0.00
501 OPERATING TRANSFER/EXP & ADI	\$82,686,595.93	0.00	0.00	0.00	0.00	0.00	988,284.86	0.00	(988,284.86)	0.00	0.00	0.00	0.00	\$82,686,595.93
502 Transfer for Clinic Cleaning Services	(\$14,523.07)	(1,277.60)	0.00	0.00	0.00	0.00	0.00	0.00	0.00	0.00	0.00	0.00	0.00	(\$15,800.67)
503 Voided/NSF/Cancelled Check Fees	(\$209.83)	0.00	0.00	0.00	0.00	0.00	0.00	0.00	0.00	0.00	0.00	0.00	0.00	(\$209.83)
Total Cash Transactions:	\$152,449,223.01	\$22,494,704.82	(\$27,429,172.70)	(\$14,665,421.11)	\$36,976,963.33	(\$5,779,729.08)	(\$1,060,641.76)	(\$297,066.74)	(\$1,750,042.49)	(\$948,998.65)	\$13,335,699.20	(\$429,585.44)	\$676,593.47	\$173,572,465.86

Kentucky Employees' Health Plan - Status Report
 4th Quarter, 2021
 Attachment B - Summary
 Page B-20

2020	Plan Year 2020												Plan Year Transactions to Date	
	Balance Forward	January-20	February-20	March-20	April-20	May-20	June-20	July-20	August-20	September-20	October-20	November-20		December-20
101 PREMIUMS	\$0.00	65,980,146.00	136,662,308.63	140,187,042.32	136,445,246.13	134,783,771.38	113,854,703.88	158,433,532.43	136,693,816.22	139,535,775.60	136,161,654.22	137,352,699.46	132,915,113.55	\$1,569,005,809.82
102 HRA WAIVER CONTRIBUTION	\$0.00	15,533.36	4,108,839.82	4,089,029.61	7,954,119.57	4,139,625.30	1,101.76	7,853,820.86	664,554.22	3,987,959.96	7,277,224.73	4,067,484.16	649,162.50	\$44,809,455.85
110 INTEREST INCOME	\$0.00	674,159.58	559,153.71	424,015.27	80,430.02	(7,335.09)	33,220.28	14,951.93	19,356.11	4,863.86	765.30	896.22	(2,569.95)	\$1,801,907.24
120 DRUG REBATES- ESCRIPTS	\$0.00	0.00	0.00	0.00	0.00	0.00	0.00	0.00	0.00	0.00	0.00	115.04	0.00	\$115.04
121 DRUG REBATES- CVS	\$0.00	0.00	0.00	0.00	0.00	0.00	0.00	35,062,495.35	0.00	0.00	41,193,865.00	0.00	0.00	\$76,256,360.35
15 TRANSFERS FROM OTHER PLAN YEAR(S)	\$0.00	0.00	0.00	0.00	0.00	0.00	0.00	0.00	0.00	0.00	0.00	0.00	0.00	\$0.00
201 MEDICAL CLAIMS- HUMANA	\$0.00	0.00	0.00	0.00	0.00	0.00	0.00	2,548.04	(2,548.04)	0.00	0.00	0.00	0.00	\$0.00
202 HUMANA ADMIN FEES	\$0.00	0.00	0.00	0.00	0.00	0.00	0.00	0.00	0.00	0.00	0.00	0.00	0.00	\$0.00
203 HRA EMBEDDED CLAIMS HUMANA	\$0.00	0.00	0.00	0.00	0.00	0.00	0.00	0.00	0.00	0.00	0.00	0.00	0.00	\$0.00
204 HRA WAIVER CLAIMS HUMANA	\$0.00	0.00	0.00	0.00	0.00	0.00	0.00	0.00	0.00	0.00	0.00	0.00	0.00	\$0.00
210 MEDICAL CLAIMS- ANTHEM	\$0.00	(11,556,129.80)	(54,686,804.95)	(70,984,179.85)	(80,703,913.92)	(55,564,470.34)	(86,483,401.84)	(79,993,586.72)	(83,937,199.37)	(110,304,691.38)	(92,693,955.07)	(115,854,975.94)	(103,278,124.92)	(\$946,139,434.10)
213 HRA EMBEDDED CLAIMS- WW	\$0.00	(4,976,745.60)	(5,696,981.69)	(6,124,361.30)	(4,248,226.79)	(4,000,667.24)	(4,801,507.65)	(4,248,058.22)	(3,739,544.13)	(3,423,047.09)	(3,462,871.64)	(3,055,981.01)	(4,053,011.84)	(\$1,831,004.20)
214 HRA WAIVER CLAIMS- WW	\$0.00	(3,317,704.04)	(3,096,669.73)	(2,783,358.96)	(1,578,503.89)	(1,958,638.89)	(2,530,669.87)	(4,306,459.54)	(3,494,129.58)	(2,840,224.46)	(2,785,416.16)	(2,570,771.87)	(3,392,657.48)	(\$34,655,804.47)
215 ANTHEM ADMIN	\$0.00	(3,790,641.75)	(3,719,074.39)	(3,718,863.21)	(3,721,695.43)	(3,718,643.41)	(3,711,680.34)	(3,667,799.50)	(3,635,185.83)	(3,663,430.25)	(3,663,711.89)	(3,668,071.72)	(3,662,100.56)	(\$44,304,898.32)
216 WAGE WORKS ADMIN	\$0.00	0.00	(483,882.00)	(431,006.80)	(634,007.60)	(488,468.40)	(397,717.60)	(448,078.40)	(353,928.40)	(463,247.20)	(694,939.00)	(994,339.00)	(490,035.80)	(\$5,027,768.80)
217 MDX MEDICAL ADMIN- COMPASS	\$0.00	(106,403.70)	(105,225.70)	(105,271.90)	(107,773.40)	(105,244.05)	(105,155.15)	(105,802.50)	(104,137.75)	(104,137.75)	(105,173.35)	(106,464.10)	(107,477.30)	(\$1,270,370.90)
218 Rethink - BH Services	\$0.00	0.00	(88,184.00)	(88,184.00)	(88,184.00)	(88,184.00)	0.00	0.00	(88,184.00)	(88,184.00)	(88,184.00)	(88,184.00)	(88,184.00)	(\$793,656.00)
219 Dependent Eligibility Audit	\$0.00	0.00	(14,342.70)	(9,832.50)	(4,251.25)	0.00	(9,162.75)	0.00	(3,301.25)	0.00	(133,383.20)	0.00	(27,091.24)	(\$201,844.89)
220 Printing & Postage	\$0.00	0.00	0.00	0.00	0.00	0.00	0.00	0.00	0.00	0.00	0.00	0.00	0.00	\$0.00
221 Staywell Admin	\$0.00	0.00	(335,981.65)	0.00	(1,052,668.71)	(828,773.73)	(769,288.33)	0.00	(415,175.69)	(523,561.97)	(469,241.31)	(381,620.72)	(340,536.37)	(\$5,116,848.28)
222 Staywell Claims	\$0.00	0.00	0.00	(675,394.13)	(233,210.88)	0.00	0.00	(191,494.97)	(106,594.00)	0.00	0.00	(842,669.70)	(1,882,012.64)	(\$9,931,776.32)
301 PHARMACY CLAIMS - ESI	\$0.00	0.00	0.00	0.00	0.00	0.00	0.00	0.00	0.00	0.00	0.00	0.00	0.00	\$0.00
302 EXPRESS SCRIPTS ADMIN FEES	\$0.00	(29,309,207.42)	(39,530,363.20)	(44,257,985.78)	(44,257,728.32)	(41,620,143.97)	(45,224,894.82)	(43,676,053.36)	(43,267,972.12)	(47,596,755.01)	(45,693,738.12)	(47,985,253.10)	(48,566,930.09)	(\$520,978,025.31)
310 PHARMACY CLAIMS- CVS	\$0.00	(316,609.50)	(434,210.74)	(812,672.49)	(622,339.09)	(590,352.96)	(1,014,523.28)	(485,134.23)	(725,385.95)	(616,170.12)	(628,245.61)	(852,102.48)	(747,610.28)	(\$7,845,356.73)
311 CVS ADMIN	\$0.00	0.00	0.00	0.00	0.00	0.00	0.00	0.00	0.00	0.00	0.00	0.00	0.00	\$0.00
500 TRANSFERS TO OTHER PLAN YEAR(S)	\$0.00	(3,343,983.28)	(88,184.00)	0.00	(2,061,136.98)	0.00	(177,515.57)	87,650,841.39	(1,622,193.63)	(84.00)	1,916.00	4,393,795.17	(2,066,859.17)	\$82,686,955.93
501 OPERATING TRANSFER/EXP & ADI	\$0.00	0.00	(1,747.07)	0.00	(1,277.60)	0.00	(3,832.80)	0.00	0.00	(2,553.20)	(2,553.20)	(1,277.60)	(1,277.60)	(\$14,523.07)
502 Transfer for Clinic Cleaning Services	\$0.00	0.00	0.00	0.00	0.00	0.00	0.00	0.00	0.00	0.00	0.00	0.00	0.00	\$0.00
503 Voided/NSF/Cancelled Check Fees	\$0.00	0.00	0.00	0.00	0.00	0.00	0.00	0.00	0.00	0.00	0.00	0.00	(204.83)	(\$209.83)
Total Cash Transactions:	\$0.00	\$10,013,413.85	\$33,048,650.34	\$14,708,376.28	\$5,371,837.86	\$29,952,474.60	(\$31,295,024.08)	\$151,926,083.36	(\$4,246,651.66)	(\$25,959,930.79)	\$34,445,722.46	(\$30,387,321.19)	(\$35,138,408.02)	\$152,449,223.01

Kentucky Employees' Health Plan - Status Report
 4th Quarter, 2021
 Attachment B - Summary
 Page B-21

2021	Plan Year 2021												Plan Year Transactions to Date	
	2020 Balance Forward	January-21	February-21	March-21	April-21	May-21	June-21	July-21	August-21	September-21	October-21	November-21		December-21
101 PREMIUMS	\$0.00	63,472,133.10	199,052,363.42	84,394,135.59	139,269,594.57	198,984,311.62	54,802,544.13	219,796,010.23	78,164,712.48	137,307,409.50	135,869,871.61	137,882,096.82	131,531,026.85	\$1,586,526,263.92
102 HRA WAIVER CONTRIBUTION	\$0.00	598,675.00	7,221,088.62	647,083.18	3,868,085.06	7,239,951.44	324,887.50	7,449,233.00	3,750,233.48	3,709,825.00	4,030,616.13	4,025,420.50	4,078,543.92	\$46,951,082.83
110 Investment Income	\$0.00	(1,212.76)	(6,831.22)	(14,578.26)	(19,990.84)	(21,596.00)	(19,920.91)	(16,159.69)	(13,178.94)	(11,453.28)	(13,851.35)	(11,717.64)	(12,816.54)	(\$163,307.49)
120 DRUG REBATES- ESCRIPTS	\$0.00	0.00	0.00	0.00	0.00	0.00	0.00	43,236,360.15	0.00	0.00	0.00	0.00	0.00	\$86,722,194.64
121 DRUG REBATES- CVS	\$0.00	0.00	0.00	0.00	0.00	0.00	0.00	0.00	0.00	0.00	0.00	0.00	0.00	\$0.00
130 TRANSFERS FROM OTHER PLAN YEAR(S)	\$0.00	0.00	0.00	0.00	0.00	0.00	0.00	0.00	0.00	0.00	0.00	0.00	0.00	\$0.00
201 MEDICAL CLAIMS HUMANA	\$0.00	0.00	0.00	0.00	0.00	0.00	0.00	(2,270,305.32)	0.00	0.00	0.00	0.00	0.00	(\$2,270,305.32)
202 HUMANA ADMIN FEES	\$0.00	0.00	0.00	0.00	0.00	0.00	0.00	0.00	0.00	0.00	0.00	0.00	0.00	\$0.00
203 HRA EMBEDDED CLAIMS HUMANA	\$0.00	0.00	0.00	0.00	0.00	0.00	0.00	0.00	0.00	0.00	0.00	0.00	0.00	\$0.00
204 HRA WAIVER CLAIMS HUMANA	\$0.00	0.00	0.00	0.00	0.00	0.00	0.00	0.00	0.00	0.00	0.00	0.00	0.00	\$0.00
210 MEDICAL CLAIMS- ANTHEM	\$0.00	(10,542,513.87)	(55,976,126.08)	(88,798,985.14)	(80,700,555.56)	(75,863,102.48)	(110,402,644.72)	(96,456,853.80)	(108,228,305.44)	(85,173,828.78)	(86,922,147.32)	(136,226,862.56)	(123,648,375.12)	(\$1,059,040,281.09)
213 HRA EMBEDDED CLAIMS- WW	\$0.00	(4,088,411.05)	(4,547,844.57)	(6,204,043.93)	(5,423,089.31)	(4,585,032.18)	(5,239,644.97)	(4,780,846.72)	(4,203,523.65)	(3,264,387.69)	(3,211,090.69)	(3,309,619.69)	(3,563,516.15)	(\$52,511,047.58)
214 HRA WAIVER CLAIMS- WW	\$0.00	(2,616,199.70)	(2,421,355.51)	(3,018,708.44)	(2,661,622.22)	(2,177,998.80)	(2,673,877.20)	(4,250,604.51)	(3,411,427.27)	(2,528,032.41)	(2,644,761.23)	(2,829,164.67)	(2,840,434.21)	(\$40,074,186.17)
215 ANTHEM ADMIN	\$0.00	(3,751,554.60)	(3,749,497.20)	(3,744,087.00)	(3,737,963.42)	(41,926.10)	(3,720,374.78)	(3,700,986.73)	(3,667,737.75)	(3,660,161.23)	(3,711,133.80)	(3,714,950.33)	(3,720,058.71)	(\$40,921,384.65)
216 WAGE WORKS ADMIN	\$0.00	0.00	(429,127.20)	(424,023.40)	(427,044.80)	(427,652.20)	(391,925.40)	(411,882.80)	(398,229.60)	(404,845.60)	(455,678.40)	(372,084.60)	(364,666.40)	(\$4,307,265.40)
217 MDX MEDICAL ADMIN- COMPASS	\$0.00	(103,847.20)	(110,946.40)	(103,807.40)	(108,238.55)	(105,613.20)	(104,170.80)	(104,861.10)	(105,301.80)	(103,656.70)	(105,274.55)	(1,200.00)	(211,815.15)	(\$1,268,538.35)
218 Rethink- BH Services	\$0.00	0.00	(176,368.00)	(88,184.00)	(86,184.00)	0.00	(176,368.00)	0.00	(88,184.00)	(176,368.00)	(88,184.00)	(88,184.00)	0.00	(\$80,862.48)
219 Dependent Eligibility Audit	\$0.00	0.00	(1,035.00)	(25,470.20)	(10,110.80)	(4,301.00)	(4,788.60)	1,830.80	(11,219.40)	(5,652.48)	(9,089.60)	(11,026.20)	0.00	\$0.00
220 Printing & Postage	\$0.00	0.00	0.00	0.00	0.00	0.00	0.00	0.00	0.00	0.00	0.00	0.00	0.00	\$0.00
222 WebMD Claims	\$0.00	0.00	0.00	0.00	0.00	0.00	(2,801,921.27)	(1,001,513.46)	(1,468,739.43)	(1,278,223.23)	(302,468.64)	(170,543.49)	(424,751.82)	(\$8,689,941.92)
223 WebMD Claims - ESI	\$0.00	0.00	0.00	0.00	0.00	0.00	0.00	(637,324.78)	0.00	(233,633.41)	0.00	(432,185.00)	(2,663,192.11)	(\$4,281,472.52)
301 PHARMACY CLAIMS- ESI	\$0.00	0.00	0.00	0.00	0.00	0.00	0.00	0.00	0.00	0.00	0.00	0.00	0.00	\$0.00
302 EXPRESS SCRIPTS ADMIN FEES	\$0.00	0.00	0.00	0.00	0.00	0.00	0.00	0.00	0.00	0.00	0.00	0.00	0.00	\$0.00
310 PHARMACY CLAIMS- CVS	\$0.00	(29,674,047.77)	(41,590,193.23)	(40,393,682.44)	(47,710,975.99)	(42,622,065.37)	(48,766,666.60)	(46,038,836.24)	(46,267,138.95)	(48,089,988.08)	(47,292,986.66)	(37,530,925.41)	(66,097,306.51)	(\$542,074,831.25)
311 CVS ADMIN	\$0.00	(236,579.00)	(243,422.94)	(1,022,788.22)	(1,063,523.85)	(1,003,223.79)	(849,161.95)	(684,174.04)	(769,506.59)	(901,926.27)	(718,618.10)	(905,794.78)	(733,308.03)	(\$9,232,072.56)
500 TRANSFERS TO OTHER PLAN YEAR(S)	\$0.00	0.00	0.00	0.00	0.00	0.00	0.00	0.00	0.00	0.00	0.00	0.00	0.00	\$0.00
501 OPERATING TRANSFER/EXP & ADI	\$0.00	(2,065,859.17)	(1,277.60)	0.00	0.00	16,962,267.73	(646,936.00)	0.00	(105,908.00)	0.00	0.00	0.00	0.00	\$10,218,809.52
502 Transfer for Clinic Cleaning Services	\$0.00	0.00	0.00	0.00	0.00	(1,277.60)	(3,832.80)	0.00	0.00	(1,277.60)	0.00	(3,832.80)	0.00	(\$11,488.40)
503 Voided/NSF/Cancelled Check Fees	\$0.00	0.00	0.00	0.00	0.00	0.00	0.00	0.00	0.00	0.00	0.00	0.00	0.00	(\$5.00)
Total Cash Transactions:	\$0.00	\$10,990,642.98	\$97,029,429.09	(\$58,808,195.28)	(\$666,801.83)	\$94,835,253.26	(\$120,864,748.37)	\$110,128,894.99	(\$86,815,474.94)	(\$4,976,200.27)	\$55,839,732.37	(\$43,800,573.85)	(\$68,670,669.99)	(\$95,676,622.21)

Kentucky Employees' Health Plan - Status Report
 4th Quarter, 2021
 Attachment B - Summary
 Page B-22

2021	2020 Balance Forward	Combined 2016, 2017, 2018, 2019, 2020, 2021, 2022 Plan Years												Plan Year Transactions to Date	
		January-21	February-21	March-21	April-21	May-21	June-21	July-21	August-21	September-21	October-21	November-21	December-21		
101 PREMIUMS	\$17,671,471.91	24	136,216,615.81	199,209,758.06	84,384,449.10	139,269,935.21	198,984,438.91	54,802,544.13	219,796,010.23	78,164,737.93	137,307,409.50	135,869,871.61	137,882,096.82	131,151,140.15	\$19,324,890,926.70
102 HRA WAIVER CONTRIBUTION	\$521,915,106.40	3,801,572.67	7,863,618.00	647,083.18	3,868,085.06	7,239,391.44	324,887.50	7,449,233.00	3,758,233.48	3,709,825.00	4,031,187.32	4,025,420.50	4,078,543.92	4,078,543.92	\$572,412,187.47
110 Investment Income	\$38,394,047.21	(1,112.76)	(6,831.22)	(14,578.26)	(19,990.84)	(21,596.00)	(19,820.91)	(16,159.69)	(13,178.94)	(11,453.28)	(13,851.35)	(11,717.64)	(11,717.64)	(12,816.54)	\$38,230,799.78
120 DRUG REBATES- ESCRIPTS	\$181,706,494.59	0.00	0.00	0.00	0.00	0.00	0.00	0.00	0.00	0.00	0.00	0.00	0.00	0.00	\$181,706,494.59
121 DRUG REBATES- CVS	\$575,563,239.42	41,779,353.00	0.00	42,366,541.78	0.00	0.00	0.00	0.00	43,348,996.98	0.00	0.00	57,505,297.02	0.00	0.00	\$760,560,734.55
130 TRANSFERS FROM OTHER PLAN YEAR(S)	\$133,510,624.46	0.00	0.00	0.00	0.00	0.00	0.00	0.00	0.00	0.00	0.00	0.00	0.00	\$133,510,624.46	
201 MEDICAL CLAIMS HUMANA	\$5,700,722,912.01	0.00	40,074.00	0.00	15,809.84	0.00	0.00	0.00	(2,270,305.32)	70,392.82	0.00	0.00	124,006.90	0.00	\$5,702,742,933.77
202 HUMANA ADMIN FEES	\$442,093,698.02	0.00	0.00	0.00	0.00	0.00	0.00	0.00	0.00	0.00	0.00	0.00	0.00	\$442,093,698.02	
203 HRA EMBEDDED CLAIMS HUMANA	\$100,981,865.31	0.00	0.00	0.00	0.00	0.00	0.00	0.00	0.00	0.00	0.00	0.00	0.00	\$100,981,865.31	
204 HRA WAIVER CLAIMS HUMANA	\$213,364,798.53	0.00	0.00	0.00	0.00	0.00	0.00	0.00	0.00	0.00	0.00	0.00	0.00	\$213,364,798.53	
210 MEDICAL CLAIMS- ANTHEM	\$6,027,261,157.99	(88,718,849.33)	(83,012,200.73)	(105,228,076.81)	(86,211,341.34)	(76,812,035.93)	(111,631,302.11)	(97,007,358.55)	(109,378,482.95)	(87,168,075.75)	(87,545,883.94)	(136,412,690.56)	(122,485,246.60)	(122,485,246.60)	\$7,218,872,701.99
213 HRA EMBEDDED CLAIMS- VW	\$291,411,639.87	(5,480,931.07)	(4,626,296.67)	(6,405,340.13)	(5,532,726.15)	(4,630,266.90)	(5,330,121.98)	(4,790,963.38)	(4,202,032.35)	(3,271,124.17)	(3,214,416.48)	(3,314,680.26)	(3,564,164.47)	(3,564,164.47)	\$345,954,703.89
214 HRA WAIVER CLAIMS- VW	\$231,854,906.19	(3,659,125.21)	(2,608,293.57)	(3,200,160.23)	(2,785,488.68)	(2,198,099.40)	(2,673,024.44)	(4,282,622.64)	(3,409,726.11)	(2,534,805.42)	(2,647,497.34)	(2,830,954.99)	(2,840,434.21)	(2,840,434.21)	\$267,525,139.43
215 ANTHEM ADMIN	\$278,282,015.95	(3,755,391.85)	(3,149,698.06)	(3,448,787.00)	(3,738,004.07)	(3,729,725.60)	(3,720,324.78)	(3,700,986.73)	(3,667,737.75)	(3,660,161.23)	(3,713,133.80)	(3,714,950.33)	(3,720,058.71)	(3,720,058.71)	\$322,599,875.86
216 WAGE WORKS ADMIN	\$28,067,488.84	(445,483.60)	(494,665.60)	(429,382.20)	(232,814.40)	(451,939.00)	(391,925.40)	(411,982.80)	(398,279.60)	(404,845.60)	(455,678.40)	(372,084.60)	(372,084.60)	(372,084.60)	\$32,841,166.44
217 MDX MEDICAL ADMIN- COMPASS	\$5,943,995.38	(103,847.20)	(112,146.40)	(103,607.40)	(108,238.55)	(105,619.20)	(104,170.80)	(104,861.10)	(105,301.30)	(103,656.70)	(105,274.55)	(1,200.00)	(211,815.15)	(211,815.15)	\$5,763,880.00
218 Rethink - BH Services	\$793,656.00	0.00	(176,366.00)	(88,184.00)	(88,184.00)	0.00	(176,366.00)	0.00	(88,184.00)	(176,366.00)	(88,184.00)	(88,184.00)	(88,184.00)	(88,184.00)	\$517,000.00
219 Dependent Eligibility Audit	\$205,306.39	(5,474.00)	6,604.83	(25,470.20)	(10,110.80)	(4,301.00)	(4,788.60)	1,830.80	(11,219.40)	(5,652.48)	(9,089.60)	(11,026.20)	0.00	0.00	\$200,000.00
220 Printing & Postage	\$0.00	0.00	0.00	0.00	0.00	0.00	0.00	0.00	0.00	0.00	0.00	0.00	0.00	0.00	\$0.00
221 WebMD Admin	\$5,116,848.28	(386,125.36)	(29,795.12)	0.00	0.00	(1,241,780.58)	(2,801,921.77)	(1,001,513.46)	(1,468,739.43)	(1,278,223.23)	(302,468.64)	(170,543.49)	(424,751.82)	(424,751.82)	\$5,116,848.28
222 WebMD Claims	\$3,931,776.32	(644,889.82)	0.00	0.00	0.00	(255,137.22)	0.00	(637,324.78)	(293,633.41)	(293,633.41)	0.00	(492,185.00)	(2,663,192.11)	(2,663,192.11)	\$3,931,776.32
301 PHARMACY CLAIMS - ESI	\$1,687,614,318.99	0.00	(2,107.58)	0.00	0.00	0.00	0.00	0.00	(55.17)	0.00	0.00	0.00	0.00	0.00	\$1,687,614,318.99
302 EXPRESS SCRIPTS ADMIN FEES	\$51,308,710.99	0.00	0.00	0.00	0.00	0.00	0.00	0.00	0.00	0.00	0.00	0.00	0.00	0.00	\$51,308,710.99
310 PHARMACY CLAIMS- CVS	\$2,593,664,359.41	(95,536,396.52)	(41,613,763.78)	(40,457,861.51)	(47,251,304.57)	(43,622,831.13)	(48,590,362.42)	(46,033,882.23)	(46,278,789.70)	(48,090,053.21)	(47,295,485.24)	(37,525,361.56)	(66,078,663.97)	(66,078,663.97)	\$3,085,119,215.25
311 CVS ADMIN	\$47,757,788.35	(797,527.96)	(697,856.68)	(1,022,288.22)	(1,083,523.85)	(1,009,223.79)	(885,640.13)	(684,174.04)	(769,506.59)	(901,926.27)	(718,618.10)	(905,794.78)	(733,308.03)	(733,308.03)	\$57,942,101.79
500 TRANSFERS TO OTHER PLAN YEAR(S)	\$110,211,028.06	0.00	0.00	0.00	0.00	0.00	0.00	0.00	0.00	0.00	0.00	0.00	0.00	0.00	\$110,211,028.06
501 OPERATING TRANSFER/EXP & ADI	\$1,000,446,296.62	(2,065,859.17)	(1,277.60)	0.00	(1,853,172.12)	16,982,267.73	341,348.86	0.00	(1,094,192.86)	0.00	(2,070,305.32)	0.00	0.00	0.00	\$999,127,487.10
502 Transfer for Clinic Cleaning Services	\$16,270.15	(1,277.60)	0.00	(1,277.60)	0.00	(1,277.60)	(3,832.80)	0.00	0.00	(1,277.60)	0.00	(3,832.80)	0.00	0.00	\$15,000.00
503 Voided/NSF/Cancelled Check Fees	\$208.83	0.00	0.00	0.00	0.00	(5.00)	0.00	0.00	0.00	0.00	0.00	0.00	0.00	0.00	\$203.83
Total Cash Transactions:	\$61,700,384.83	\$50,192,321.38	\$69,548,755.88	\$57,373,861.28	\$36,695,471.52	\$90,128,259.73	\$120,944,923.15	\$109,663,836.29	\$58,892,011.92	\$56,894,021.85	\$49,227,469.18	\$43,763,681.99	\$67,469,433.94	\$67,469,433.94	\$348,728,372.68

Kentucky Employees' Health Plan - Status Report
 4th Quarter, 2021
 Attachment B - Summary
 Page B-23

2020	2019 Balance Forward	Combined 2016, 2017, 2018, 2019, 2020 Plan Years												Plan Year Transactions to Date
		January-20	February-20	March-20	April-20	May-20	June-20	July-20	August-20	September-20	October-20	November-20	December-20	
101 PREMIUMS	\$16,034,959,017.03	133,808,554.38	136,941,103.19	140,186,713.58	136,445,490.71	134,783,744.99	113,854,703.88	158,453,532.43	136,693,816.22	139,535,775.60	136,161,654.22	137,352,699.46	132,915,113.55	\$17,671,471,919.24
102 HRA WAIVER CONTRIBUTION	\$473,625,960.37	3,487,450.24	4,108,839.82	4,097,802.91	7,854,119.57	4,139,825.30	1,101.76	7,853,820.86	664,554.22	3,987,959.96	7,277,224.73	4,067,484.16	649,162.50	\$521,915,106.40
110 INTEREST INCOME	\$86,592,139.97	674,159.58	559,153.71	424,015.27	80,430.02	(7,335.09)	33,220.28	14,951.93	19,356.11	4,863.86	765.30	896.22	(2,569.95)	\$89,394,047.21
120 DRUG REBATES- ESCRIPTS	\$181,706,379.55	0.00	0.00	0.00	0.00	0.00	0.00	0.00	0.00	0.00	0.00	115.04	0.00	\$181,706,494.59
121 DRUG REBATES- CVS	\$418,482,756.10	34,703,623.91	0.00	0.00	44,045,414.88	0.00	0.00	37,072,809.18	0.00	0.00	41,258,535.35	0.00	0.00	\$575,563,238.42
130 TRANSFERS FROM OTHER PLAN YEAR(S)	\$133,510,624.46	0.00	0.00	0.00	0.00	0.00	0.00	0.00	0.00	0.00	0.00	0.00	0.00	\$133,510,624.46
201 MEDICAL CLAIMS HUMANA	\$5,701,124,698.33	0.00	153,018.13	0.00	0.00	0.00	0.00	2,548.04	105,626.32	0.00	0.00	140,593.83	0.00	\$5,700,722,912.01
202 HUMANA ADMIN FEES	\$438,223,583.02	0.00	0.00	0.00	0.00	0.00	0.00	0.00	0.00	0.00	0.00	0.00	0.00	\$442,093,698.02
203 HRA EMBEDDED CLAIMS HUMANA	\$100,981,865.31	0.00	0.00	0.00	0.00	0.00	0.00	0.00	0.00	0.00	0.00	0.00	0.00	\$100,981,865.31
204 HRA WAIVER CLAIMS HUMANA	\$213,364,798.53	0.00	0.00	0.00	0.00	0.00	0.00	0.00	0.00	0.00	0.00	0.00	0.00	\$213,364,798.53
210 MEDICAL CLAIMS- ANTHEM	\$4,961,256,280.42	(85,524,600.20)	(78,595,409.64)	(77,863,856.03)	(86,518,127.39)	(59,869,792.55)	(92,055,354.81)	(80,763,248.58)	(82,990,762.31)	(110,338,892.66)	(93,174,381.60)	(115,487,198.79)	(102,823,252.41)	\$4,802,761,157.39
213 HRA EMBEDDED CLAIMS- WW	\$235,864,223.10	(6,184,034.30)	(6,072,634.25)	(7,915,704.65)	(4,496,364.88)	(4,073,895.41)	(4,802,317.25)	(4,249,628.78)	(3,744,491.53)	(3,423,661.83)	(3,466,687.44)	(3,054,480.99)	(4,053,405.46)	\$291,411,638.87
214 HRA WAIVER CLAIMS- WW	\$195,567,458.42	(4,360,864.64)	(3,333,280.22)	(2,968,131.87)	(1,753,241.85)	(2,012,897.36)	(2,531,560.87)	(4,339,226.56)	(3,496,338.53)	(2,840,427.46)	(2,786,115.06)	(2,570,771.87)	(3,392,491.48)	\$231,854,906.19
215 ANTHEM ADMIN	\$233,972,605.09	(3,735,097.43)	(3,719,131.25)	(3,718,863.21)	(3,721,695.43)	(3,718,643.41)	(3,711,680.34)	(3,687,799.50)	(3,667,430.35)	(3,635,185.83)	(3,663,711.93)	(3,668,071.72)	(3,662,100.56)	\$278,282,015.95
216 WAGE WORKS ADMIN	\$22,607,570.84	(460,672.80)	(441,506.80)	(435,639.60)	(438,662.00)	(493,012.80)	(342,417.60)	(397,717.60)	(448,078.40)	(353,928.40)	(463,247.20)	(694,939.00)	(480,035.80)	\$28,067,488.84
217 MDX MEDICAL ADMIN- COMPASS	\$4,673,624.48	(106,403.70)	(105,225.70)	(105,271.50)	(107,773.40)	(105,244.05)	(105,155.15)	(105,802.50)	(106,242.00)	(104,137.75)	(105,173.35)	(106,464.10)	(107,477.30)	\$5,943,995.38
218 Rethink - BI Services	\$0.00	0.00	(88,184.00)	(88,184.00)	(88,184.00)	(88,184.00)	0.00	0.00	(88,184.00)	(88,184.00)	(88,184.00)	(88,184.00)	(88,184.00)	\$505,906.39
219 Dependent Eligibility Audit	\$0.00	0.00	(18,304.20)	(9,837.50)	(4,251.25)	0.00	(9,162.75)	0.00	(3,301.25)	0.00	0.00	0.00	0.00	\$0.00
220 Printing & Postage	\$0.00	0.00	0.00	0.00	0.00	0.00	0.00	0.00	0.00	0.00	0.00	0.00	0.00	\$0.00
221 Staywell Admin	\$0.00	0.00	(335,981.65)	0.00	(1,052,668.71)	(838,773.73)	(789,288.33)	0.00	(415,175.68)	(523,561.97)	(463,241.31)	(381,620.72)	(340,536.37)	\$5,116,848.28
222 Staywell Claims	\$0.00	0.00	0.00	(675,394.13)	(233,210.88)	0.00	(191,894.97)	0.00	(106,994.00)	0.00	0.00	(842,669.70)	(1,862,032.64)	\$5,931,776.32
301 PHARMACY CLAIMS - ESI	\$1,687,614,318.99	0.00	0.00	0.00	0.00	0.00	0.00	0.00	0.00	0.00	0.00	0.00	0.00	\$1,687,614,318.99
302 EXPRESS SCRIPTS ADMIN FEES	\$51,308,710.59	0.00	0.00	0.00	0.00	0.00	0.00	0.00	0.00	0.00	0.00	0.00	0.00	\$51,308,710.59
310 PHARMACY CLAIMS- CVS	\$2,002,765,743.09	(9,073,628.38)	(9,577,483.72)	(44,286,661.77)	(44,261,410.65)	(41,629,882.17)	(45,239,069.96)	(43,572,781.63)	(43,418,109.31)	(47,596,697.43)	(45,691,159.39)	(47,983,470.35)	(48,568,061.40)	\$2,533,664,359.41
311 CVS ADMIN	\$110,271,341.58	(858,609.48)	(873,517.58)	(812,672.49)	(622,339.09)	(590,352.96)	(1,014,523.28)	855,882.55	(725,385.95)	(616,170.12)	(623,245.61)	(652,102.48)	(717,610.28)	\$47,757,786.35
500 TRANSFERS TO OTHER PLAN YEAR(S)	\$110,271,028.08	0.00	0.00	0.00	0.00	0.00	0.00	0.00	0.00	0.00	0.00	0.00	0.00	\$110,271,028.08
501 OPERATING TRANSFER/EXP & ADI	\$919,487,308.16	(3,343,983.28)	0.00	0.00	(2,061,136.98)	0.00	(176,160,442.57)	0.00	(1,627,193.63)	(84.00)	1,916.00	4,393,795.17	(2,066,859.17)	\$1,000,346,296.62
502 Transfer for Clinic Cleaning Services	\$0.00	0.00	(3,494.15)	0.00	(1,277.60)	0.00	(3,837.80)	0.00	(2,555.20)	(5.00)	(1,277.60)	(1,277.60)	(1,277.60)	\$516,270.15
503 Voided/NSF/Canceled Check Fees	\$0.00	0.00	0.00	0.00	0.00	0.00	0.00	0.00	0.00	0.00	0.00	0.00	(204.83)	\$209.83
Total Cash Transactions:	\$488,981,719.46	\$29,125,683.90	\$8,597,962.19	\$2,038,144.61	\$43,165,111.07	\$25,505,156.76	\$212,855,779.81	\$66,925,144.87	\$3,349,334.38	\$25,994,892.23	\$34,026,020.31	\$29,775,667.44	\$34,668,894.48	\$361,700,384.83

Kentucky Employees' Health Plan - Status Report
 4th Quarter, 2021
 Attachment B - Summary
 Page B-24

2019	Combined 2016, 2017, 2018, 2019 Plan Years												Plan Year Transactions to Date	
	2018 Balance Forward	January-19	February-19	March-19	April-19	May-19	June-19	July-19	August-19	September-19	October-19	November-19		December-19
101 PREMIUMS	\$14,391,827.49	137,483,742.19	137,315,890.48	137,106,453.81	137,653,947.14	136,669,938.40	103,097,010.10	173,716,439.48	132,068,605.08	133,573,041.06	135,850,302.90	134,827,553.80	143,169,494.98	\$16,084,359,017.09
102 HRA WAIVER CONTRIBUTION	\$429,194,507.30	3,959,413.04	3,965,180.74	4,020,824.09	4,037,311.90	4,034,554.06	345,883.36	7,604,987.42	3,857,520.86	3,814,737.50	4,036,287.50	4,099,201.60	655,550.00	\$475,625,960.37
110 INTEREST INCOME	\$23,863,825.23	1,269,944.54	1,196,103.71	1,152,169.53	1,393,425.01	1,387,267.36	1,058,463.85	944,172.78	1,144,515.76	851,828.49	817,970.18	696,539.10	715,914.43	\$96,592,139.97
120 DRUG REBATES- ESCRIPTS	\$181,706,379.55	0.00	0.00	0.00	0.00	0.00	0.00	0.00	0.00	0.00	0.00	0.00	0.00	\$181,706,379.55
121 DRUG REBATES- CVS	\$293,219,635.49	30,745,658.30	0.00	0.00	36,315,535.94	0.00	0.00	34,064,513.34	0.00	0.00	34,137,313.03	0.00	0.00	\$418,482,756.10
130 TRANSFERS FROM OTHER PLAN YEAR(S)	\$133,510,624.46	0.00	0.00	0.00	0.00	0.00	0.00	0.00	0.00	0.00	0.00	0.00	0.00	\$133,510,624.46
201 MEDICAL CLAIMS HUMANA	\$5,701,455,908.38	0.00	116,169.58	0.00	0.00	171,020.08	0.00	44,020.38	0.00	0.00	0.00	0.00	0.00	\$5,701,455,908.38
202 HUMANA ADMIN FEES	\$419,298,740.44	(1,171,543.28)	(2,852,371.71)	(1,293,286.73)	(1,381,148.96)	(1,859,373.73)	(1,466,107.18)	(1,309,066.71)	(1,440,713.50)	(1,025,799.00)	(978,813.99)	(1,773,035.35)	(2,173,385.44)	\$419,298,740.44
203 HRA EMBEDDED CLAIMS HUMANA	\$100,981,865.31	0.00	0.00	0.00	0.00	0.00	0.00	0.00	0.00	0.00	0.00	0.00	0.00	\$100,981,865.31
204 HRA WAIVER CLAIMS HUMANA	\$213,364,798.53	0.00	0.00	0.00	0.00	0.00	0.00	0.00	0.00	0.00	0.00	0.00	0.00	\$213,364,798.53
210 MEDICAL CLAIMS-ANTHEM	\$3,822,849,445.44	(100,154,658.78)	(73,101,101.65)	(81,304,005.22)	(95,189,200.48)	(79,949,787.98)	(83,425,255.09)	(110,491,473.44)	(93,074,921.32)	(86,516,838.09)	(117,090,322.45)	(97,489,909.26)	(120,579,361.22)	\$4,961,256,280.42
213 HRA EMBEDDED CLAIMS- WW	\$180,054,177.21	(6,102,883.90)	(5,792,467.07)	(6,406,071.87)	(6,324,672.76)	(4,965,692.20)	(4,979,166.23)	(4,536,700.28)	(3,806,047.06)	(3,990,066.43)	(3,430,993.36)	(2,937,457.99)	(3,545,826.74)	\$235,844,223.10
214 HRA WAIVER CLAIMS- WW	\$157,001,440.49	(4,332,386.64)	(3,261,914.24)	(3,238,364.50)	(3,067,090.70)	(2,266,358.76)	(2,443,633.74)	(4,715,279.81)	(3,572,623.74)	(2,634,492.80)	(2,855,649.02)	(2,438,416.22)	(3,239,407.79)	\$195,567,858.42
215 ANTHEM ADMIN	\$186,485,978.85	(3,997,034.40)	(3,974,382.36)	(3,979,398.29)	(3,989,858.82)	(3,991,674.02)	(3,960,084.19)	(3,944,514.00)	(3,905,806.44)	(3,887,709.63)	(3,958,911.16)	(3,947,003.55)	(3,950,349.38)	\$233,972,005.09
216 WAGE WORKS ADMIN	\$17,510,958.99	(376,575.20)	(428,890.00)	(429,018.80)	(432,597.20)	(387,670.00)	(570,886.70)	(343,338.80)	(392,918.40)	(391,957.20)	(397,275.20)	(362,087.60)	(583,196.75)	\$22,607,570.84
217 MDX MEDICAL ADMIN- COMPASS	\$3,728,444.53	(79,543.75)	(79,206.60)	(79,559.50)	(79,244.55)	(79,084.50)	(78,871.65)	(78,488.85)	(77,887.70)	(77,380.05)	(76,653.30)	(78,700.60)	(78,758.90)	\$4,673,624.48
218 Rethink - BH Services	\$0.00	0.00	0.00	0.00	0.00	0.00	0.00	0.00	0.00	0.00	0.00	0.00	0.00	\$0.00
219 Dependent Eligibility Audit	\$0.00	0.00	0.00	0.00	0.00	0.00	0.00	0.00	0.00	0.00	0.00	0.00	0.00	\$0.00
220 Printing & Postage	\$0.00	0.00	0.00	0.00	0.00	0.00	0.00	0.00	0.00	0.00	0.00	0.00	0.00	\$0.00
221 Staywell Admin	\$0.00	0.00	0.00	0.00	0.00	0.00	0.00	0.00	0.00	0.00	0.00	0.00	0.00	\$0.00
222 Staywell Claims	\$0.00	0.00	0.00	0.00	0.00	0.00	0.00	0.00	0.00	0.00	0.00	0.00	0.00	\$0.00
301 PHARMACY CLAIMS - ESI	\$1,687,614,318.99	0.00	0.00	0.00	0.00	0.00	0.00	0.00	0.00	0.00	0.00	0.00	0.00	\$1,687,614,318.99
302 EXPRESS SCRIPTS ADMIN FEES	\$51,308,710.59	0.00	0.00	0.00	0.00	0.00	0.00	0.00	0.00	0.00	0.00	0.00	0.00	\$51,308,710.59
310 PHARMACY CLAIMS- CVS	\$1,512,921,032.47	(37,859,725.54)	(38,724,297.33)	(37,067,441.28)	(40,364,519.04)	(40,518,629.11)	(39,162,999.01)	(40,515,286.91)	(42,689,624.24)	(32,207,133.66)	(51,380,233.13)	(43,368,282.28)	(45,396,049.09)	\$2,002,765,743.09
311 CVS ADMIN	\$32,025,474.36	(1,306,391.60)	(643,526.59)	(848,297.90)	(877,461.86)	(428,422.35)	381,699.65	(721,928.14)	(841,038.05)	(432,818.54)	(937,065.36)	(854,408.11)	(736,199.17)	\$31,308,710.59
500 TRANSFERS TO OTHER PLAN YEAR(S)	\$110,211,028.06	0.00	0.00	0.00	0.00	0.00	0.00	0.00	0.00	0.00	0.00	0.00	0.00	\$110,211,028.06
501 OPERATING TRANSFER/EXP & ADI	\$675,430,054.67	(65,301.58)	(1,218,655.09)	(51,020.75)	(173,473.23)	(958,386.20)	(135,934,699.42)	(3,523,558.40)	(302,555.08)	(95,750.75)	(95,510.16)	(90,452.95)	(1,557,689.88)	\$819,487,908.16
502 Transfer for Clinic Cleaning Services	\$0.00	0.00	0.00	0.00	0.00	0.00	0.00	0.00	0.00	0.00	0.00	0.00	0.00	\$0.00
503 Voided/NSF/Cancelled Check Fees	\$0.00	0.00	0.00	0.00	0.00	0.00	0.00	0.00	0.00	0.00	0.00	0.00	0.00	\$0.00
Total Cash Transactions:	\$570,380,092.33	\$18,012,713.40	\$12,516,531.87	\$7,562,882.59	\$26,730,956.39	\$6,856,201.05	(\$167,128,655.25)	\$46,204,598.06	(\$13,035,493.83)	\$7,979,670.90	(\$6,301,555.72)	(\$13,716,459.41)	(\$37,299,764.92)	\$458,981,719.46

Kentucky Employees' Health Plan - Status Report
 4th Quarter, 2021
 Attachment B - Summary
 Page B-25

2018	Combined 2016, 2017, 2018 Plan Years												Plan Year	
	2017 Balance Forward	January-18	February-18	March-18	April-18	May-18	June-18	July-18	August-18	September-18	October-18	November-18	December-18	December-18
101 PREMIUMS	\$12,746,005.14578	141,318,538.96	134,538,766.48	139,017,763.14	138,872,347.05	137,018,392.60	105,778,726.46	169,023,229.14	137,461,749.22	133,853,386.43	134,613,711.68	137,671,061.76	136,554,778.91	\$14,391,827,497.61
102 HRA WAIVER CONTRIBUTION	\$382,819,911.69	3,960,881.36	3,887,484.52	4,045,166.95	4,041,237.16	4,039,353.86	3,677,889.96	7,557,677.76	3,845,509.64	3,387,037.50	3,727,970.62	6,977,252.22	6,977,232.06	\$429,194,407.30
110 INTEREST INCOME	\$11,720,926.51	822,159.88	892,083.97	1,047,683.13	1,201,486.79	1,288,894.35	0.00	1,977,354.88	1,118,882.97	770,394.35	1,052,809.30	1,110,577.56	960,371.54	\$29,963,825.23
120 DRUG REBATES-SCRIPTS	\$181,636,181.48	0.00	0.00	26,881.46	0.00	43,316.61	0.00	0.00	0.00	0.00	0.00	0.00	0.00	\$181,706,379.55
121 DRUG REBATES- CVS	\$171,456,317.23	24,903,134.51	0.00	27,318,083.61	0.00	0.00	0.00	28,754,947.90	0.00	0.00	30,307,152.24	0.00	0.00	\$383,219,695.49
130 TRANSFERS FROM OTHER PLAN YEAR(S)	\$133,497,146.46	0.00	0.00	0.00	0.00	0.00	13,478.00	0.00	0.00	0.00	0.00	0.00	0.00	\$133,510,624.46
201 MEDICAL CLAIMS HUMANA	\$5,702,189,411.26	330,334.90	0.00	(2,542.59)	0.00	81,077.72	0.00	(37,066.17)	238,285.73	0.00	123,413.29	0.00	0.00	(\$5,701,455,908.38)
202 HUMANA ADMIN FEES	(\$403,427,246.36)	(826,227.96)	(2,581,203.14)	(2,586,441.88)	(2,586,441.88)	(2,586,441.88)	(1,340,011.95)	(4,785,810.59)	0.00	(942,808.15)	(872,940.66)	(1,111,103.20)	(825,446.55)	(\$419,298,740.44)
203 HRA EMBEDDED CLAIMS HUMANA	(\$100,981,865.31)	0.00	0.00	0.00	0.00	0.00	0.00	0.00	0.00	0.00	0.00	0.00	0.00	(\$100,981,865.31)
204 HRA WAIVER CLAIMS HUMANA	(\$213,864,798.53)	0.00	0.00	0.00	0.00	0.00	0.00	0.00	0.00	0.00	0.00	0.00	0.00	(\$213,864,798.53)
210 MEDICAL CLAIMS- ANTHEM	(\$2,772,376,206.64)	(98,296,032.41)	(68,831,907.32)	(69,256,281.23)	(76,150,334.31)	(86,311,547.79)	(75,310,906.28)	(81,411,716.32)	(103,672,451.73)	(86,565,132.24)	(106,133,203.15)	(86,483,686.70)	(100,149,039.12)	(\$3,822,949,445.44)
213 HRA EMBEDDED CLAIMS- WW	(\$128,912,151.01)	(5,417,566.78)	(5,466,282.98)	(6,058,991.89)	(5,274,292.24)	(4,787,405.60)	(5,546,044.62)	(2,402,528.11)	(3,489,459.24)	(2,681,617.48)	(3,204,464.76)	(2,948,755.54)	(2,864,926.96)	(\$180,054,177.21)
214 HRA WAIVER CLAIMS- WW	(\$118,445,923.31)	(4,548,625.37)	(3,399,760.54)	(3,566,766.60)	(3,027,231.03)	(2,606,973.17)	(2,488,642.99)	(5,246,108.83)	(3,767,316.68)	(2,489,516.97)	(2,926,382.31)	(2,473,516.02)	(2,513,176.67)	(\$157,501,440.49)
215 ANTHEM ADMIN	(\$139,732,936.68)	(3,946,908.18)	(3,931,418.42)	(3,919,277.57)	(3,950,333.18)	(3,925,017.64)	(3,894,421.03)	(3,890,815.21)	(3,851,098.53)	(3,814,672.23)	(3,876,141.20)	(3,873,307.62)	(3,879,631.36)	(\$186,485,478.85)
216 WAGE WORKS ADMIN	(\$12,899,882.66)	(507,185.93)	(398,506.00)	(400,843.20)	(403,693.60)	(354,847.60)	(396,223.20)	(317,168.00)	(359,644.00)	(360,520.40)	(403,410.80)	(332,985.20)	(376,046.40)	(\$17,510,958.99)
217 MIDX MEDICAL ADMIN- COMPASS	(\$2,228,978.48)	(76,871.20)	(77,557.55)	(77,207.22)	(77,153.69)	(153,895.21)	(76,667.68)	(80,096.78)	(75,708.38)	(75,391.80)	(76,302.51)	0.00	(152,614.03)	(\$1,728,444.53)
218 Rethink - BH Services	\$0.00	0.00	0.00	0.00	0.00	0.00	0.00	0.00	0.00	0.00	0.00	0.00	0.00	\$0.00
219 Dependent Eligibility Audit	\$0.00	0.00	0.00	0.00	0.00	0.00	0.00	0.00	0.00	0.00	0.00	0.00	0.00	\$0.00
220 Printing & Postage	\$0.00	0.00	0.00	0.00	0.00	0.00	0.00	0.00	0.00	0.00	0.00	0.00	0.00	\$0.00
221 Staywell Admin	\$0.00	0.00	0.00	0.00	0.00	0.00	0.00	0.00	0.00	0.00	0.00	0.00	0.00	\$0.00
222 Staywell Claims	\$0.00	0.00	0.00	0.00	0.00	0.00	0.00	0.00	0.00	0.00	0.00	0.00	0.00	\$0.00
301 PHARMACY CLAIMS - ESI	(\$1,687,614,318.99)	0.00	0.00	0.00	0.00	0.00	0.00	0.00	0.00	0.00	0.00	0.00	0.00	(\$1,687,614,318.99)
302 EXPRESS SCRIPTS ADMIN FEES	(\$51,310,145.07)	1,434.48	0.00	0.00	0.00	0.00	0.00	0.00	0.00	0.00	0.00	0.00	0.00	(\$51,308,710.59)
310 PHARMACY CLAIMS- CVS	(\$1,077,476,257.14)	(31,123,937.63)	(32,418,820.20)	(30,606,965.96)	(15,770,588.79)	(33,533,887.07)	(37,354,178.03)	(36,117,452.76)	(38,665,888.66)	(37,078,729.84)	(40,318,392.87)	(40,790,474.27)	(40,686,359.25)	(\$1,512,921,932.47)
311 CVS ADMIN	(\$23,883,881.61)	(767,562.91)	(851,049.16)	(646,351.35)	(838,298.12)	(1,005,371.55)	(639,114.08)	(1,066,488.39)	(203,186.90)	(738,191.85)	(1,218,174.54)	(461,785.70)	(523,718.20)	(\$25,025,474.36)
500 TRANSFERS TO OTHER PLAN YEAR(S)	(\$110,197,590.06)	0.00	0.00	0.00	0.00	0.00	(13,478.00)	0.00	0.00	0.00	0.00	0.00	0.00	(\$110,211,028.06)
501 OPERATING TRANSFER/EXP & ADJ	\$0.00	0.00	0.00	(137,100.00)	(1,295,893.71)	(618,029.19)	(312,540,092.46)	(4,007,193.00)	(1,608.04)	(213,398.00)	(598.00)	(152,673.00)	(88,787.00)	(\$675,490,054.67)
502 Transfer for Clinic Cleaning Services	\$0.00	0.00	0.00	0.00	0.00	0.00	0.00	0.00	0.00	0.00	0.00	0.00	0.00	\$0.00
503 Voided/NSF/Cancelled Check Fees	\$0.00	0.00	0.00	0.00	0.00	0.00	0.00	0.00	0.00	0.00	0.00	0.00	0.00	\$0.00
Total Cash Transactions:	\$728,307,215.77	\$22,261,375.72	\$21,424,727.66	\$29,384,745.07	\$62,658,894.06	(\$20,825,939.68)	(\$334,419,845.90)	\$67,945,765.32	(\$11,421,834.60)	\$1,045,439.32	\$10,795,046.33	\$790,606.29	(\$7,566,163.03)	\$570,580,892.33

Kentucky Employees' Health Plan - Status Report
 4th Quarter, 2021
 Attachment B - Summary
 Page B-26

2017	2016 Balance Forward	Combined 2016, 2017 Plan Years												Plan Year Transactions to Date
		January-17	February-17	March-17	April-17	May-17	June-17	July-17	August-17	September-17	October-17	November-17	December-17	
101 PREMIUMS	\$11,121,993.27	133,073,655.10	136,453,696.37	139,690,747.92	130,779,673.36	143,280,067.70	105,522,954.87	164,946,247.05	131,168,229.95	134,220,236.62	134,611,469.46	135,996,232.86	\$12,746,005,145.78	
102 HRA WAIVER CONTRIBUTION	\$335,441,285.60	3,878,852.14	3,901,247.63	3,921,256.38	705,300.00	7,257,885.08	370,650.00	4,307,673.88	7,016,047.48	3,769,167.44	706,562.50	7,435,316.64	\$382,619,911.69	
110 INTEREST INCOME	\$4,316,542.24	412,665.91	467,883.90	546,699.59	648,006.95	617,749.00	645,818.91	536,496.08	654,751.74	607,264.90	654,488.60	772,664.29	\$11,720,926.51	
120 DRUG REBATES- ESCRPTS	\$181,567,782.77	0.00	0.00	0.00	0.00	0.00	31,288.67	0.00	28,880.21	0.00	0.00	8,229.83	\$181,686,181.48	
121 DRUG REBATES- CVS	\$77,005,881.94	15,785,528.21	0.00	0.00	0.00	25,969,072.04	0.00	31,706,971.97	0.00	20,868,863.07	0.00	0.00	\$171,436,317.23	
130 TRANSFERS FROM OTHER PLAN YEAR(S)	\$133,497,146.46	0.00	0.00	0.00	0.00	0.00	0.00	0.00	0.00	0.00	0.00	0.00	\$133,497,146.46	
201 MEDICAL CLAIMS HUMANA	\$5,703,823,197.68	259,699.39	0.00	(1,237.13)	0.00	50,972.74	78.78	657,925.50	(3,546.39)	68,930.65	1,110.54	606,856.25	\$5,702,189,411.26	
202 HUMANA ADMIN FEES	\$348,466,729.06	(702,786.77)	(2,094,173.91)	(1,254,513.18)	(3,779,635.99)	0.00	(1,034,725.57)	(766,372.64)	(766,372.64)	(721,011.76)	(1,130,149.60)	(908,048.52)	\$346,427,246.36	
209 HRA EMBEDDED CLAIMS HUMANA	\$100,847,919.45	2,613.19	0.00	299.28	0.00	0.00	3,141.67	630.41	0.00	(630.41)	0.00	0.00	\$100,847,919.45	
204 HRA WAIVER CLAIMS HUMANA	\$13,375,087.17	5,217.61	0.00	1,697.09	0.00	0.00	3,273.94	1,483.28	0.00	(1,483.28)	0.00	0.00	\$13,375,087.17	
210 MEDICAL CLAIMS- ANTHEM	\$1,779,605,042.39	(80,068,444.00)	(82,366,759.15)	(71,413,013.64)	(67,004,707.74)	(90,405,556.66)	(75,782,072.93)	(77,254,514.14)	(103,433,450.99)	(98,997,754.26)	(77,650,464.49)	(94,654,797.15)	\$2,772,376,206.64	
213 HRA EMBEDDED CLAIMS- WW	\$51,000,631.70	(4,572,862.90)	(4,739,596.25)	(5,721,587.18)	(4,576,684.50)	(4,634,356.68)	(4,280,742.27)	(3,471,334.31)	(2,643,903.22)	(3,023,896.10)	(2,760,831.85)	(2,916,861.83)	\$128,912,151.01	
214 HRA WAIVER CLAIMS- WW	\$78,455,774.15	(4,402,306.92)	(3,451,823.39)	(3,708,864.49)	(2,949,200.47)	(2,677,018.94)	(2,703,120.69)	(4,796,663.06)	(3,890,205.25)	(3,152,817.02)	(2,635,165.27)	(3,345,793.03)	\$118,445,223.31	
215 ANTHEM ADMIN	\$93,594,056.60	(3,891,981.16)	(3,890,944.27)	(3,859,788.25)	(3,846,996.12)	(3,851,038.00)	(3,873,626.03)	(3,816,613.61)	(3,834,298.41)	(3,768,661.41)	(3,855,844.97)	(3,824,850.48)	\$138,732,936.68	
216 WAGE WORKS ADMIN	\$8,498,628.26	(359,869.80)	(441,307.40)	(398,030.60)	(400,886.60)	(312,121.00)	(348,463.20)	(385,466.60)	(44,189.00)	(731,827.00)	(261,847.00)	(667,841.00)	\$12,889,882.66	
217 MDX MEDICAL ADMIN- COMPASS	\$1,881,712.53	(77,830.50)	(77,581.40)	(77,540.59)	(77,412.86)	(77,303.15)	(77,067.30)	(152,990.33)	0.00	(75,754.49)	(76,860.07)	(76,925.26)	\$2,798,978.48	
218 Rethink - BH Services	\$0.00	0.00	0.00	0.00	0.00	0.00	0.00	0.00	0.00	0.00	0.00	0.00	\$0.00	
219 Dependent Eligibility Audit	\$0.00	0.00	0.00	0.00	0.00	0.00	0.00	0.00	0.00	0.00	0.00	0.00	\$0.00	
220 Printing & Postage	\$0.00	0.00	0.00	0.00	0.00	0.00	0.00	0.00	0.00	0.00	0.00	0.00	\$0.00	
221 Staywell Admin	\$0.00	0.00	0.00	0.00	0.00	0.00	0.00	0.00	0.00	0.00	0.00	0.00	\$0.00	
222 Staywell Claims	\$0.00	0.00	0.00	0.00	0.00	0.00	0.00	0.00	0.00	0.00	0.00	0.00	\$0.00	
301 PHARMACY CLAIMS - ESI	\$1,687,614,318.99	0.00	0.00	0.00	0.00	351.17	0.00	0.00	0.00	0.00	0.00	0.00	\$1,687,614,318.99	
302 EXPRESS SCRIPTS ADMIN FEES	\$51,311,511.23	0.00	0.00	1,014.99	0.00	0.00	0.00	0.00	0.00	0.00	0.00	0.00	\$51,310,500.00	
310 PHARMACY CLAIMS- CVS	\$676,863,382.07	(30,318,605.27)	(31,755,701.22)	(29,510,648.10)	(31,652,176.61)	(33,665,125.74)	(34,765,377.83)	(32,038,087.70)	(35,635,363.47)	(34,308,382.45)	(36,310,686.57)	(36,400,806.82)	\$1,077,476,357.14	
311 CVS ADMIN	\$10,382,377.99	(776,167.18)	(959,695.23)	(709,018.88)	(616,631.23)	(263,217.10)	(1,104,474.17)	(488,997.99)	(915,075.06)	(95,899.20)	(1,250,554.10)	(646,630.85)	\$23,063,881.61	
500 TRANSFERS TO OTHER PLAN YEAR(S)	\$10,197,590.06	0.00	0.00	0.00	0.00	0.00	0.00	0.00	0.00	0.00	0.00	0.00	\$10,197,590.06	
501 OPERATING TRANSFER/EXP & ADI	\$149,360,679.25	(6,623,650.33)	(6,964.00)	(3,558.00)	(1,240,450.00)	(553,894.00)	(187,595,010.95)	(3,652,963.02)	889.00	(158.00)	(186,231.72)	(10.00)	\$353,666,860.27	
502 Transfer for Clinic Cleaning Services	\$0.00	0.00	0.00	0.00	0.00	0.00	0.00	0.00	0.00	0.00	0.00	0.00	\$0.00	
503 Voided/NSF/Cancelled Check Fees	\$0.00	0.00	0.00	0.00	0.00	0.00	0.00	0.00	0.00	0.00	0.00	0.00	\$0.00	
Total Cash Transactions:	\$74,113,312.61	\$19,623,825.72	\$11,098,279.68	\$27,503,915.21	\$15,989,217.19	\$40,736,466.46	(\$204,994,655.74)	\$74,411,128.42	(\$13,916,895.07)	\$20,610,266.24	\$9,854,995.46	\$1,626,734.93	\$728,507,315.77	

Kentucky Employees' Health Plan - Status Report
 4th Quarter, 2021
 Attachment B - Summary
 Page B-27

2016	Combined Plan Year 2016												Plan Year	
	2015 Balance Forward	January-16	February-16	March-16	April-16	May-16	June-16	July-16	August-16	September-16	October-16	November-16	December-16	Transactions to Date
101 PREMIUMS	\$9,491,918,324.17	135,657,461.38	134,952,318.39	142,174,351.19	134,888,195.14	131,979,950.39	116,181,138.89	159,709,809.20	133,905,187.73	137,584,818.27	132,475,240.90	132,461,644.50	139,109,831.60	\$11,121,999,271.75
102 HRA WAIVER CONTRIBUTION	\$284,814,378.66	3,740,609.65	3,991,380.16	7,227,392.13	4,005,700.08	3,992,186.55	3,626,513.99	1,070,656.84	7,032,550.31	707,525.00	7,063,072.82	4,042,261.39	4,086,158.52	\$395,341,285.60
110 INTEREST INCOME	\$1,586,561.64	115,082.57	172,712.56	208,858.86	260,043.71	204,247.08	234,632.50	256,851.26	273,275.23	273,363.50	267,369.52	330,331.36	335,212.45	\$4,516,542.24
120 DRUG REBATES- ESCRIPTS	\$181,567,782.77	0.00	0.00	0.00	0.00	0.00	0.00	0.00	0.00	0.00	0.00	0.00	0.00	\$181,567,782.77
121 DRUG REBATES- CVS	\$13,759,520.29	14,972,632.55	0.00	0.00	14,823,893.88	0.00	0.00	10,885,902.42	0.00	0.00	22,613,932.80	0.00	0.00	\$77,005,881.94
130 TRANSFERS FROM OTHER PLAN YEAR(S)	\$133,497,146.46	0.00	0.00	0.00	0.00	0.00	0.00	0.00	0.00	0.00	0.00	0.00	0.00	\$133,497,146.46
201 MEDICAL CLAIMS HUMANA	\$5,706,141,104.98	3,511,521.19	6,745.12	(1,021,988.99)	(1,503,353.34)	(227,467.07)	(573,331.71)	39,892.86	1,454,620.60	249,636.96	187,268.77	204,670.52	(9,307.61)	\$5,703,823,197.68
202 HUMANA ADMIN FEES	\$376,025,217.73	(1,540,291.88)	(985,005.34)	(71,076.34)	0.00	(3,303,133.02)	0.00	(1,220,089.11)	(2,031,482.14)	(129.65)	(708,229.47)	(1,091,492.43)	(844,601.95)	\$388,466,729.06
203 HRA EMBEDDED CLAIMS HUMANA	\$101,066,873.41	86,069.10	0.00	0.00	0.00	0.00	0.00	(978.24)	(1,389.17)	0.00	(355.77)	0.00	(4,391.96)	\$100,967,919.45
204 HRA WAIVER CLAIMS HUMANA	\$213,412,805.53	87,216.69	(1,582.85)	0.00	0.00	525.45	0.00	(11,092.28)	(14,719.02)	(851.68)	173.67	0.00	(21,351.62)	\$213,375,087.17
210 MEDICAL CLAIMS- ANTHEM	\$813,836,997.58	(69,499,595.36)	(62,379,231.42)	(87,437,473.59)	(67,516,286.77)	(69,938,419.14)	(86,323,838.17)	(80,776,430.97)	(99,242,734.98)	(78,397,184.36)	(78,051,962.90)	(96,874,139.28)	(87,330,747.84)	\$1,779,605,042.36
213 HRA EMBEDDED CLAIMS- WW	\$58,483,138.08	(4,024,890.41)	(4,723,494.06)	(5,444,595.03)	(4,524,768.31)	(4,239,390.85)	(3,856,574.07)	(3,335,228.79)	(3,161,942.54)	(2,480,667.96)	(2,483,322.01)	(2,453,168.84)	(2,489,351.95)	\$81,800,631.70
214 HRA WAIVER CLAIMS- WW	\$37,530,094.24	(4,203,261.19)	(3,662,447.36)	(3,954,358.20)	(3,276,405.11)	(2,664,801.28)	(2,546,877.12)	(4,710,085.41)	(3,964,513.01)	(2,868,054.57)	(2,833,699.68)	(2,800,086.64)	(3,031,090.34)	\$78,045,774.15
215 ANTHEM ADMIN	\$47,098,553.40	(3,921,085.38)	(3,916,911.64)	(3,913,586.04)	(3,959,976.04)	(3,904,817.14)	(3,884,975.56)	(3,851,515.77)	(3,838,259.34)	(3,753,544.88)	(3,856,141.14)	(3,845,361.12)	(3,849,429.15)	\$93,594,056.60
216 WAGE WORKS ADMIN	\$3,892,571.10	(335,819.39)	(402,051.40)	(340,661.40)	(14,229.00)	(373,782.60)	(15,144.60)	(384,875.54)	(981,349.00)	(370,686.20)	(382,826.60)	(363,856.60)	(490,774.83)	\$4,498,628.26
217 MDX.MEDICAL.ADMIN-.COMPASS	\$944,432.44	(78,776.55)	(78,586.81)	(78,461.73)	(79,166.10)	(78,146.91)	0.00	(159,062.54)	(76,944.87)	0.00	(153,515.03)	(77,335.61)	(77,325.94)	\$1,884,122.53
218 Rethink- BH Services	\$0.00	0.00	0.00	0.00	0.00	0.00	0.00	0.00	0.00	0.00	0.00	0.00	0.00	\$0.00
219 Dependent Eligibility Audit	\$0.00	0.00	0.00	0.00	0.00	0.00	0.00	0.00	0.00	0.00	0.00	0.00	0.00	\$0.00
220 Printing & Postage	\$0.00	0.00	0.00	0.00	0.00	0.00	0.00	0.00	0.00	0.00	0.00	0.00	0.00	\$0.00
221 Staywell Admin	\$0.00	0.00	0.00	0.00	0.00	0.00	0.00	0.00	0.00	0.00	0.00	0.00	0.00	\$0.00
222 Staywell Claims	\$0.00	0.00	0.00	0.00	0.00	0.00	0.00	0.00	0.00	0.00	0.00	0.00	0.00	\$0.00
301 PHARMACY CLAIMS - ESI	\$1,697,629,190.60	3,978.63	0.00	0.00	0.00	0.00	10,892.98	0.00	0.00	0.00	0.00	0.00	0.00	\$1,697,633,169.23
302 EXPRESS SCRIPTS ADMIN FEES	\$513,324,514.93	12,763.70	0.00	0.00	0.00	0.00	240.00	0.00	0.00	0.00	0.00	0.00	0.00	\$513,324,754.93
303 PHARMACY CLAIMS- CVS	\$314,917,026.70	(4,794,354.38)	(25,546,885.12)	(26,083,311.86)	(28,884,175.50)	(28,483,531.72)	(31,462,853.16)	(30,248,914.98)	(32,430,653.86)	(32,511,701.31)	(31,764,086.52)	(35,192,589.60)	(34,543,317.36)	\$676,963,382.07
311 CVS ADMIN	\$6,856,444.88	(573,378.67)	(469,251.22)	(848,385.27)	(975,290.72)	(801,934.10)	(276,684.70)	(765,180.80)	144,008.22	(736,098.56)	(332,960.95)	(1,201,767.28)	(637,028.86)	\$54,282,377.59
500 TRANSFERS TO OTHER PLAN YEAR(S)	\$110,197,550.06	0.00	0.00	0.00	0.00	0.00	0.00	0.00	0.00	0.00	0.00	0.00	0.00	\$110,197,550.06
501 OPERATING TRANSFER/EXP & ADI	\$45,415,687.10	(9,694,814.00)	(1,500,010.00)	(750,000.00)	(2,276,805.00)	(98.83)	(64,247,485.00)	(3,697,408.00)	702,602.00	1,327,766.20	(1,395,322.00)	(2,270,463.00)	(152,954.52)	\$149,360,679.25
502 Transfer for Clinic Cleaning Services	\$0.00	0.00	0.00	0.00	0.00	0.00	0.00	0.00	0.00	0.00	0.00	0.00	0.00	\$0.00
503 Voided/NSF/Cancelled Check Fees	\$0.00	0.00	0.00	0.00	0.00	0.00	0.00	0.00	0.00	0.00	0.00	0.00	0.00	\$0.00
Total Cash Transactions:	\$531,371,411.23	\$39,269,088.25	\$35,297,619.01	\$19,019,623.73	\$40,863,376.92	\$22,161,386.81	\$73,084,345.73	\$42,802,269.65	\$2,231,743.84	\$19,074,691.56	\$40,654,636.41	\$11,131,210.63	\$10,046,529.24	\$714,113,312.61

Kentucky Employees' Health Plan - Status Report
 4th Quarter, 2021
 Attachment B - Summary
 Page B-28

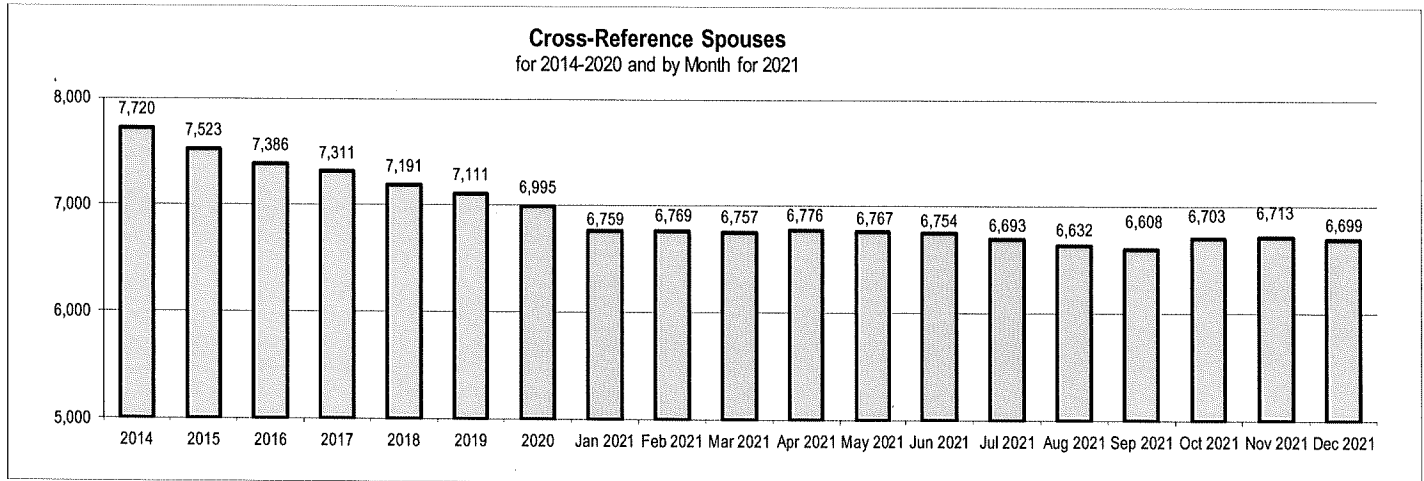
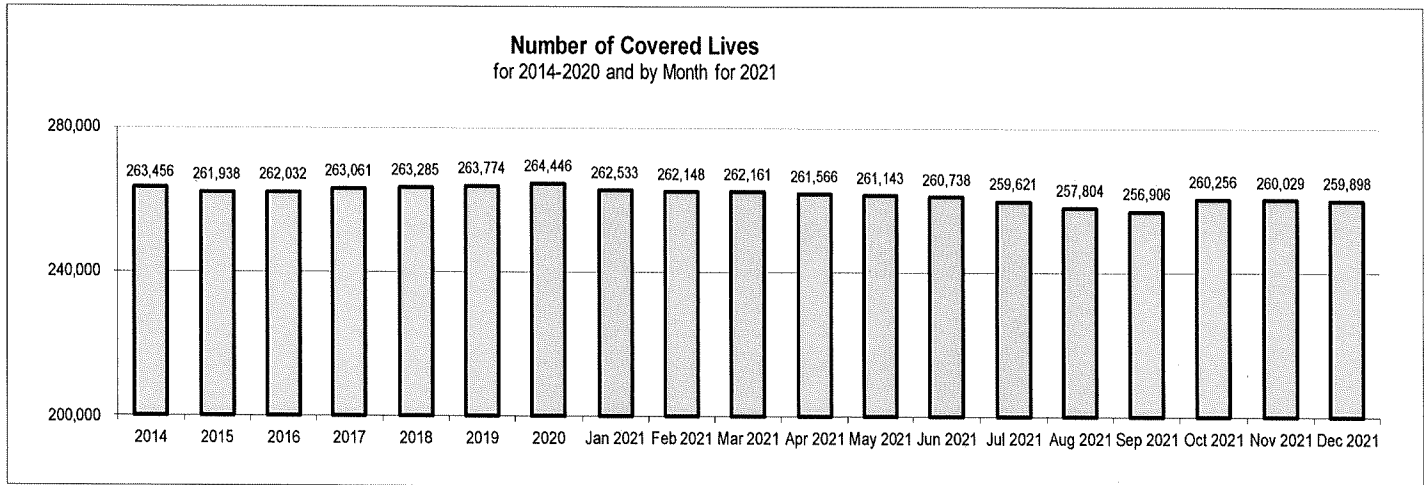
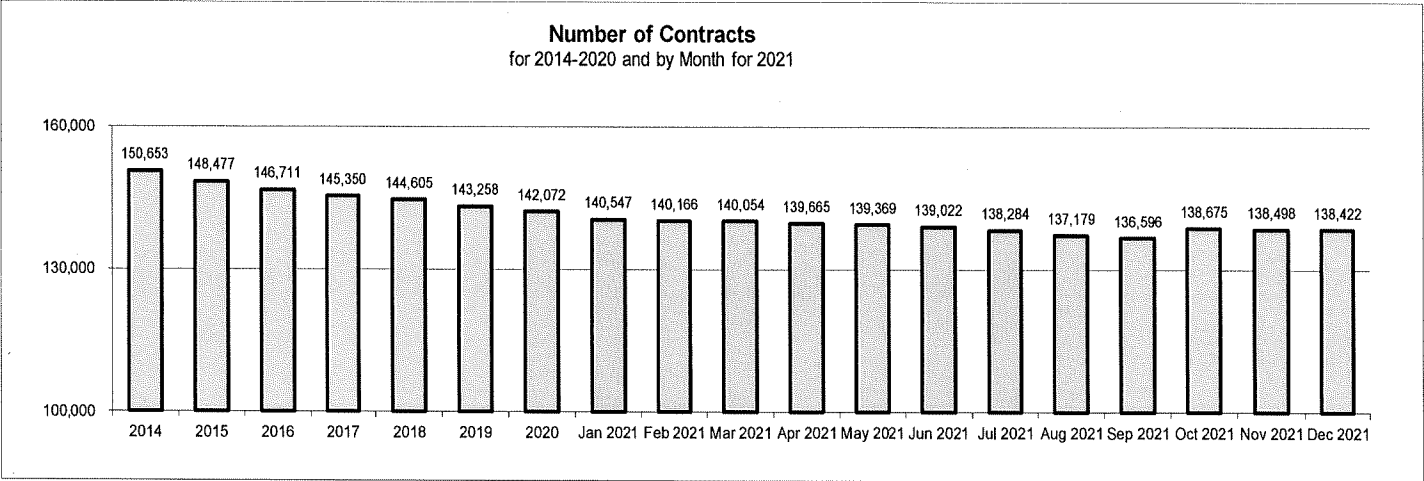
Plan Year Ending Balances as of December 31, 2021							
	**2016	2017	2018	2019	2020	2021	**Ending Balance
101 Premiums	1,632,967,051.25	1,627,272,471.75	1,646,284,065.04	1,636,992,249.29	1,641,898,440.06	1,580,526,263.92	\$9,765,940,541.31
102 HRA Waiver Contribution	47,516,224.39	47,283,372.29	46,574,333.11	47,887,232.45	48,355,454.09	46,951,082.83	\$284,567,699.16
110 Investment Income	7,627,758.07	5,171,264.91	2,071,729.18	12,628,314.74	1,801,907.24	(163,307.43)	\$29,137,666.71
120 Drus Rebates Escripts	0.00	0.00	0.00	0.00	115.04	0.00	\$115.04
121 Drug Rebates CVS	72,152,362.68	96,199,335.78	123,260,185.54	152,678,368.21	171,114,074.08	86,722,194.64	\$702,126,520.93
130 Transfer <i>FROM</i> Other Plan Year(s)	13,478.00	0.00	0.00	0.00	0.00	0.00	\$13,478.00
201 Medical Claims Humana	1,333,085.42	15,356.09	0.00	0.00	0.00	(2,270,305.32)	(\$921,863.81)
202 Humana Admin Fees	(13,652,574.51)	(15,422,529.10)	(14,470,023.50)	(21,533,414.30)	0.00	0.00	(\$65,078,541.41)
203 HRA Select Claims Humana	1,289.81	0.00	0.00	0.00	0.00	0.00	\$1,289.81
204 HRA Waiver Claims Humana	2,756.85	0.00	0.00	0.00	0.00	0.00	\$2,756.85
210 Medical Claims Anthem	(965,006,833.43)	(994,020,789.03)	(1,053,576,974.34)	(1,148,547,407.60)	(1,077,708,468.42)	(1,059,040,281.09)	(\$6,297,900,753.91)
213 HRA Embedded Claims Wage Works	(43,354,703.78)	(47,475,538.33)	(52,593,488.77)	(56,116,722.12)	(53,849,373.56)	(52,511,047.58)	(\$305,900,874.14)
214 HRA Waiver Claims Wage Works	(40,100,966.63)	(40,356,668.99)	(38,654,343.36)	(37,851,365.73)	(36,241,122.73)	(34,074,186.17)	(\$227,278,653.61)
215 Anthem Admin	(46,512,941.38)	(46,125,128.78)	(46,754,167.15)	(47,478,543.10)	(47,701,376.58)	(40,921,381.65)	(\$275,493,538.64)
216 Wage Works Admin	(4,430,107.57)	(4,411,465.60)	(4,756,508.68)	(5,013,247.70)	(5,294,184.00)	(4,507,262.40)	(\$28,412,775.95)
217 MDX Medical Admin Compass	(937,280.09)	(924,137.15)	(922,594.85)	(945,179.95)	(1,271,570.90)	(1,268,538.35)	(\$6,269,301.29)
218 Rethink - BH Services	0.00	0.00	0.00	0.00	(793,656.00)	(970,024.00)	(\$1,763,680.00)
219 Dependent Eligibility Audit	0.00	0.00	0.00	(3,961.50)	(199,179.06)	(80,862.48)	(\$284,003.04)
220 Printing & Postage	0.00	0.00	0.00	0.00	0.00	0.00	\$0.00
221 WebMD Admin	0.00	0.00	0.00	0.00	(5,532,768.76)	(8,689,941.92)	(\$14,222,710.68)
222 WebMD Claims	0.00	0.00	0.00	0.00	(4,576,666.14)	(4,281,472.52)	(\$8,858,138.66)
301 Pharmacy Claims Express Scripts	(2,162.75)	0.00	0.00	0.00	0.00	0.00	(\$2,162.75)
302 Express Scripts Admin Fees	0.00	0.00	0.00	0.00	0.00	0.00	\$0.00
310 Pharmacy Claims-CVS	(362,579,319.84)	(399,415,783.45)	(438,137,441.39)	(489,246,074.83)	(530,305,463.20)	(542,074,831.25)	(\$2,761,758,913.96)
311 CVS ADMIN	(9,340,301.00)	(8,803,545.20)	(7,691,021.97)	(8,094,122.18)	(8,794,280.73)	(9,232,027.56)	(\$51,955,298.64)
500 Transfer <i>TO</i> Other Plan Year(s)	0.00	0.00	0.00	0.00	0.00	0.00	\$0.00
501 Operating Transfer Exp & Adj	(274,509,586.18)	(186,403,679.58)	(9,130,199.97)	(8,793,276.68)	82,686,595.93	10,218,809.52	(\$385,931,336.96)
502 Transfer for Clinic Cleaning Services	0.00	0.00	0.00	(1,747.08)	(15,800.67)	(11,498.40)	(\$29,046.15)
503 Voided/NSF/Cancelled Check Fees	0.00	0.00	0.00	0.00	(209.83)	(5.00)	(\$214.83)
Ending Balance:	\$1,187,229.31	\$32,582,535.61	\$151,503,548.89	\$26,561,101.92	\$173,572,465.86	(\$35,678,622.21)	\$349,728,259.38

(\$155,844,143)
 (\$1,516,183)
\$192,367,933.38

* - Ending balance includes assets allocated for HRA (Select and Waiver) and FSA reserves. Beginning with plan year 2016 members are allowed to rollover up to \$500 of unused FSA balance creating the additional reserve.

** - Per HB200, plan year balances for all plan years before 2016 and all subsequent balances from those plan years were transferred to Plan Year 2016.

Kentucky Employees' Health Plan – Status Report
4th Quarter, 2021
Attachment C – Enrollment
Page C-1



Commonwealth of Kentucky

Kentucky Employees' Health Plan

Actuarial Reserve Study
December 31, 2021

Three Alliance Center
3550 Lenox Road NE
Suite 1700
Atlanta, GA 30326

February 2022

Commonwealth of Kentucky

TABLE OF CONTENTS

Executive Summary3

Actuarial Statement of Opinion4

Data and Assumptions5

Methodology6

Results7

 Exhibit 1: Summary for All Plans7

 Exhibit 2a: Total (Medical & Pharmacy)8

 Exhibit 2b: Medical9

 Exhibit 2c: Pharmacy10

 Exhibit 3: Health Reimbursement Arrangements11

 Exhibit 4: Rx Rebates12

EXECUTIVE SUMMARY

Aon has conducted an actuarial valuation of the incurred, but not paid, claims as of December 31, 2021, for the medical and prescription drug benefits provided by Kentucky Employees' Health Plan (KEHP) and administered through Humana and Express Scripts (ESI) prior to 2015. Beginning from 2015, medical and prescription drug benefits are administered through Anthem and Caremark.

The results show a projected total reserve of approximately \$157.7 million. This figure includes \$7.5 million as an explicit provision for adverse experience. Claims that have been processed and paid, and invoiced to KEHP but not yet paid are excluded from these actuarial estimates, though this may represent an additional liability outside the scope of this actuarial review. The estimates provided also exclude unallocated amounts, which are believed to be immaterial to the Plan.

The details of the Unpaid Claim Reserve are shown in separate exhibits for Medical, Pharmacy, CDHP Health Reimbursement Arrangement (HRA) and the Waiver Credit HRA.

The traditional actuarial loss developmental method and Bornhuetter-Ferguson method were the basis of our calculation. The loss development uses historical paid claims information by incurred date. This method is consistent with reserve calculations within the industry, and best reflects the impact on claim payment patterns and accounts for the cyclical nature of the Plan's claims.


Also included in this report are the actual Rx rebates paid from January 1, 2019 to June 30, 2021 and the estimated Rx rebate from July 1, 2021 to December 31, 2021.

The results mentioned above are contingent upon future events. Consequently, actual results will differ from projected results. These deviations may be material. KEHP staff should monitor emerging experience and take appropriate actions as required.

**ACTUARIAL CERTIFICATION
STATEMENT OF OPINION**

Aon has been retained by the Commonwealth of Kentucky to study the actuarial reserves for incurred but not paid claims as of December 31, 2021, for the medical and prescription drug benefits provided by Kentucky Employees' Health Plan. I am employed by Aon. I am a Member of the Society of Actuaries and am qualified by education and experience to make the statements of actuarial opinion contained herein.

In performing our reserve study, we have relied upon reports and information provided by Truven, the carriers and The Commonwealth of Kentucky. We have not audited this data beyond general tests for reasonableness. The results are our best estimate of incurred but unpaid claims with explicit margins for adverse deviation. The techniques and methodology used are reasonable and in accordance with generally accepted actuarial principles and practice.



LinXia Xiong, FSA, MAAA
Vice President

February 24, 2022

Date



Colleen M. Huber, FSA, MAAA
Senior Vice President

February 24, 2022

Date

DATA AND ASSUMPTIONS

Commonwealth of Kentucky Medical and Pharmacy benefits are administered through Anthem and Caremark beginning from 2015. Below is all data source we have used:

- Monthly enrollment provided by Truven.
- Transactional and eligibility data was provided by KEHP.
- Medical and Pharmacy claims incurred and paid from January 1, 2019 to December 31, 2021 provided by Anthem and Caremark.

No adjustment for interest was used in this analysis. Anthem and Caremark don't charge administrative fees for processing run-out claims so no administrative fee reserve is required.

The COVID-19 pandemic has greatly impacted the American health care landscape over the last several months. While the number of cases in the United States has dropped in recent months due to vaccinations, the impact of COVID-19 on healthcare costs continues to remain volatile. In addition, data is continuing to emerge regarding expected testing, vaccination, and treatment costs, frequency of cases, etc. Elective procedures and nonemergency visits are being deferred as well, with minimal data on the frequencies and average costs of these deferred services.

Aon has developed a model to estimate COVID-19 impacts, and it reflects two cost drivers pointing in opposite directions. In the short term, it does appear that the temporary savings due to the deferral of service exceeds the additional claims costs due to COVID-19.

METHODOLOGY

The unpaid claim liability (UCL), also called the incurred but not reported (IBNR) reserve, at a specified date is essentially the estimated claims incurred up to that date less the claims that have been (incurred and) paid to that date. Since the incurred and paid claims are known, the UCL is easily determined once the incurred claims have been estimated.

The traditional loss development method uses historical claim payment patterns to develop completion factors that are used to estimate incurred claims. The claims incurred in a given month and paid by the end of the experience period are divided by the completion factor to estimate the incurred claims for that month. The UCL for that month is subsequently determined by subtracting the known incurred and paid claims from the estimated incurred claims. The total UCL is merely the sum of all the appropriate monthly UCL estimates.

This method is relatively easy to understand and is effective when the historical claim payment patterns are deemed to be stable enough to estimate current/future claim payment patterns and when several months of claim payments (run-out) after the incurred month are available. When the run-out for any month is limited, this month is called immature and the associated completion factor is significantly less than one. The resulting incurred claim estimate is unstable. Consequently, a secondary method has traditionally been used to estimate the immature months.

The secondary method for health claims is often an average of historical incurred claims adjusted for claim trend and enrollment between the historical period and the time of interest. One of the shortcomings of this secondary method is that the available claim payment information for the month being estimated is not used. Another problem is that the line of demarcation between mature months and immature months is as much art as science.

The Bornhuetter-Ferguson Method (BFM) addresses both of these issues by blending the loss development method and the secondary method. The BFM uses the available incurred and paid data and the expected UCL developed from the secondary method to estimate incurred claims. This method generally provides a more stable estimate than the pure loss development method, a more responsive estimate than the secondary method, and a reasonable technique for blending the results of both methods.

Using the BFM with claims paid through December 31, 2021, the resulting UCL for December 31, 2021 was approximately \$150.2 million. In addition, an explicit margin for adverse deviation of 5.0% of claims unpaid at December 31, 2021 has been used.

RESULTS

The result of our reserve analysis shows the following components of our December 31, 2021 reserve for the Kentucky Employees' Health Plan.

Exhibit 1

Kentucky Employees' Health Plan Terminal Liability Calculation as of December 31, 2021				
	Unpaid Claims Liability as of December 31, 2021	Margin (5%)	Administrative Fees for Processing Runout Claims	Total IBNR Reserve (Rounded to Nearest \$1,000)
Medical	\$146,191,881	\$7,309,594	\$0	\$153,501,000
Pharmacy	\$138,967	\$6,948	\$0	\$146,000
CDHP HRA	\$2,153,441	\$107,672	\$0	\$2,261,000
Waiver HRA	\$1,705,846	\$85,292	\$0	\$1,791,000
Grand Total	\$150,190,135	\$7,509,507	\$0	\$157,700,000

* Claims that have been processed and paid, and invoiced to KEHP but not yet paid are excluded from these actuarial estimates, though this may represent an additional liability outside the scope of this actuarial review. The estimates provided also exclude unallocated amounts, which are believed to be immaterial to the Plan.

**No administrative fees are required from Anthem or Caremark for processing runout claims.

Exhibit 2a
Kentucky Employees' Health Plan
Medical and Pharmacy
Terminal Liability Calculation as of December 31, 2021

Month	Enrollment	Estimated Incurred Claims	Completion Factor	Actual Paid	Total Unpaid Claim Reserve
Jan-19	144,518	\$112,510,581	1.000	\$112,510,581	\$0
Feb-19	143,950	\$110,607,576	1.000	\$110,607,576	\$0
Mar-19	144,284	\$125,875,253	1.000	\$125,875,253	\$0
Apr-19	144,086	\$131,209,821	1.000	\$131,209,821	\$0
May-19	143,816	\$130,591,437	1.000	\$130,591,437	\$0
Jun-19	143,380	\$133,231,833	1.000	\$133,231,833	\$0
Jul-19	142,737	\$145,157,964	1.000	\$145,157,964	\$0
Aug-19	141,670	\$138,733,161	1.000	\$138,733,161	\$0
Sep-19	141,025	\$134,013,467	1.000	\$134,013,467	\$0
Oct-19	143,179	\$150,763,838	1.000	\$150,763,838	\$0
Nov-19	143,173	\$143,099,825	1.000	\$143,099,825	\$0
Dec-19	143,272	\$165,614,487	1.000	\$165,614,487	\$0
Jan-20	143,270	\$114,456,301	1.000	\$114,456,301	\$0
Feb-20	143,013	\$118,789,137	1.000	\$118,777,492	\$11,645
Mar-20	143,011	\$118,552,314	1.000	\$118,523,930	\$28,384
Apr-20	143,150	\$96,007,261	0.999	\$95,953,820	\$53,441
May-20	143,032	\$116,404,321	0.999	\$116,324,262	\$80,058
Jun-20	142,742	\$140,029,499	0.999	\$139,915,163	\$114,336
Jul-20	141,962	\$144,805,845	0.999	\$144,701,128	\$104,717
Aug-20	140,842	\$141,361,932	1.000	\$141,294,734	\$67,198
Sep-20	140,163	\$144,794,617	1.000	\$144,753,051	\$41,566
Oct-20	141,430	\$150,181,606	0.999	\$150,086,149	\$95,457
Nov-20	141,248	\$143,068,223	0.999	\$142,959,934	\$108,289
Dec-20	140,996	\$165,417,445	0.999	\$165,259,883	\$157,562
Jan-21	140,547	\$121,943,874	0.999	\$121,766,931	\$176,942
Feb-21	140,166	\$117,002,957	0.997	\$116,708,521	\$294,436
Mar-21	140,054	\$139,211,204	0.997	\$138,764,985	\$446,219
Apr-21	139,665	\$137,707,411	0.995	\$137,044,832	\$662,580
May-21	139,369	\$137,864,782	0.991	\$136,676,804	\$1,187,978
Jun-21	139,022	\$154,491,378	0.987	\$152,451,442	\$2,039,936
Jul-21	138,284	\$151,992,447	0.982	\$149,238,391	\$2,754,055
Aug-21	137,179	\$153,290,249	0.971	\$148,821,561	\$4,468,689
Sep-21	136,596	\$146,162,624	0.954	\$139,497,740	\$6,664,884
Oct-21	138,675	\$152,070,358	0.918	\$139,653,061	\$12,417,297
Nov-21	138,498	\$167,766,079	0.840	\$140,861,646	\$26,904,433
Dec-21	138,422	\$191,135,572	0.542	\$103,684,825	\$87,450,747
Total		\$4,985,916,677		\$4,839,585,828	\$146,330,848

Exhibit 2b
Kentucky Employees' Health Plan
Medical
Terminal Liability Calculation as of December 31, 2021

Month	Enrollment	Estimated Incurred Claims	Completion Factor	Actual Paid	Total Unpaid Claim Reserve
Jan-19	144,518	\$75,983,627	1.000	\$75,983,627	\$0
Feb-19	143,950	\$75,165,838	1.000	\$75,165,838	\$0
Mar-19	144,284	\$86,147,356	1.000	\$86,147,356	\$0
Apr-19	144,086	\$90,397,345	1.000	\$90,397,345	\$0
May-19	143,816	\$89,363,805	1.000	\$89,363,805	\$0
Jun-19	143,380	\$94,432,285	1.000	\$94,432,285	\$0
Jul-19	142,737	\$102,750,827	1.000	\$102,750,827	\$0
Aug-19	141,670	\$97,871,630	1.000	\$97,871,630	\$0
Sep-19	141,025	\$93,164,815	1.000	\$93,164,815	\$0
Oct-19	143,179	\$106,448,237	1.000	\$106,448,237	\$0
Nov-19	143,173	\$101,294,157	1.000	\$101,294,157	\$0
Dec-19	143,272	\$119,063,154	1.000	\$119,063,154	\$0
Jan-20	143,270	\$75,814,032	1.000	\$75,814,032	\$0
Feb-20	143,013	\$80,527,423	1.000	\$80,516,124	\$11,299
Mar-20	143,011	\$72,026,480	1.000	\$71,998,748	\$27,732
Apr-20	143,150	\$52,944,857	0.999	\$52,892,487	\$52,370
May-20	143,032	\$75,000,662	0.999	\$74,921,903	\$78,759
Jun-20	142,742	\$94,181,597	0.999	\$94,068,977	\$112,620
Jul-20	141,962	\$99,849,849	0.999	\$99,747,139	\$102,710
Aug-20	140,842	\$97,312,956	0.999	\$97,247,963	\$64,993
Sep-20	140,163	\$99,371,134	1.000	\$99,331,906	\$39,228
Oct-20	141,430	\$103,486,151	0.999	\$103,393,255	\$92,895
Nov-20	141,248	\$97,196,340	0.999	\$97,090,752	\$105,588
Dec-20	140,996	\$115,195,519	0.999	\$115,041,010	\$154,510
Jan-21	140,547	\$83,555,400	0.998	\$83,380,809	\$174,591
Feb-21	140,166	\$79,117,341	0.996	\$78,825,422	\$291,919
Mar-21	140,054	\$92,776,695	0.995	\$92,334,227	\$442,468
Apr-21	139,665	\$91,674,362	0.993	\$91,015,753	\$658,609
May-21	139,369	\$93,234,797	0.987	\$92,050,460	\$1,184,337
Jun-21	139,022	\$106,788,025	0.981	\$104,752,013	\$2,036,012
Jul-21	138,284	\$105,978,966	0.974	\$103,228,435	\$2,750,531
Aug-21	137,179	\$106,130,109	0.958	\$101,667,234	\$4,462,876
Sep-21	136,596	\$99,380,391	0.933	\$92,733,187	\$6,647,203
Oct-21	138,675	\$104,313,796	0.881	\$91,926,168	\$12,387,628
Nov-21	138,498	\$117,725,568	0.772	\$90,863,312	\$26,862,256
Dec-21	138,422	\$135,094,695	0.353	\$47,643,947	\$87,450,747
Total		\$3,709,472,146		\$3,563,280,265	\$146,191,881

Exhibit 2c
Kentucky Employees' Health Plan
Pharmacy
Terminal Liability Calculation as of December 31, 2021

Month	Enrollment	Estimated Incurred Claims	Completion Factor	Actual Paid	Total Unpaid Claim Reserve
Jan-19	144,518	\$36,526,954	1.000	\$36,526,954	\$0
Feb-19	143,950	\$35,441,738	1.000	\$35,441,738	\$0
Mar-19	144,284	\$39,727,897	1.000	\$39,727,897	\$0
Apr-19	144,086	\$40,812,475	1.000	\$40,812,475	\$0
May-19	143,816	\$41,227,632	1.000	\$41,227,632	\$0
Jun-19	143,380	\$38,799,548	1.000	\$38,799,548	\$0
Jul-19	142,737	\$42,407,137	1.000	\$42,407,137	\$0
Aug-19	141,670	\$40,861,532	1.000	\$40,861,532	\$0
Sep-19	141,025	\$40,848,653	1.000	\$40,848,653	\$0
Oct-19	143,178	\$44,315,601	1.000	\$44,315,601	\$0
Nov-19	143,173	\$41,805,668	1.000	\$41,805,668	\$0
Dec-19	143,272	\$46,551,333	1.000	\$46,551,333	\$0
Jan-20	143,270	\$38,642,269	1.000	\$38,642,269	\$0
Feb-20	143,013	\$38,261,714	1.000	\$38,261,368	\$347
Mar-20	143,011	\$46,525,834	1.000	\$46,525,182	\$652
Apr-20	143,150	\$43,062,403	1.000	\$43,061,332	\$1,071
May-20	143,032	\$41,403,659	1.000	\$41,402,359	\$1,299
Jun-20	142,742	\$45,847,902	1.000	\$45,846,186	\$1,716
Jul-20	141,962	\$44,955,996	1.000	\$44,953,989	\$2,007
Aug-20	140,842	\$44,048,975	1.000	\$44,046,771	\$2,205
Sep-20	140,162	\$45,423,483	1.000	\$45,421,145	\$2,338
Oct-20	141,430	\$46,695,455	1.000	\$46,692,893	\$2,562
Nov-20	141,248	\$45,871,883	1.000	\$45,869,182	\$2,701
Dec-20	140,997	\$50,221,926	1.000	\$50,218,873	\$3,052
Jan-21	140,547	\$38,388,474	1.000	\$38,386,122	\$2,351
Feb-21	140,166	\$37,885,616	1.000	\$37,883,100	\$2,516
Mar-21	140,054	\$46,434,510	1.000	\$46,430,758	\$3,751
Apr-21	139,665	\$46,033,049	1.000	\$46,029,079	\$3,971
May-21	139,369	\$44,629,985	1.000	\$44,626,344	\$3,642
Jun-21	139,022	\$47,703,353	1.000	\$47,699,429	\$3,923
Jul-21	138,284	\$46,013,481	1.000	\$46,009,957	\$3,524
Aug-21	137,179	\$47,160,140	1.000	\$47,154,327	\$5,813
Sep-21	136,596	\$46,782,233	1.000	\$46,764,553	\$17,681
Oct-21	138,675	\$47,756,562	0.999	\$47,726,893	\$29,669
Nov-21	138,498	\$50,040,511	0.999	\$49,998,334	\$42,177
Dec-21	138,422	\$56,040,877	1.000	\$56,040,877	\$0
Total		\$1,694,551,677		\$1,694,412,710	\$138,967

Exhibit 3
Kentucky Employees' Health Plan
Terminal Liability Calculation as of December 31, 2021
Health Reimbursement Arrangements

CDHP HRA				
Period	Paid To Date	Completion Factor	Total Incurred	Unpaid Claim Reserve
Jan-Mar 2019	\$18,476,797	100.0%	\$18,476,797	\$0
Apr-Jun 2019	\$15,896,996	100.0%	\$15,896,996	\$0
Jul-Sep 2019	\$11,499,607	100.0%	\$11,499,607	\$0
Oct-Dec 2019	\$10,243,322	100.0%	\$10,243,322	\$0
Jan-Mar 2020	\$18,210,606	100.0%	\$18,210,602	(\$3)
Apr-Jun 2020	\$13,051,781	100.0%	\$13,051,824	\$43
Jul-Sep 2020	\$11,581,199	100.0%	\$11,581,518	\$319
Oct-Dec 2020	\$11,005,788	99.9%	\$11,013,426	\$7,637
Jan-Mar 2021	\$15,900,696	97.8%	\$16,262,297	\$361,601
Apr-Jun 2021	\$15,044,466	97.4%	\$15,450,556	\$406,090
Jul-Sep 2021	\$11,610,279	96.5%	\$12,027,067	\$416,787
Oct-Dec 2021	\$9,955,606	91.2%	\$10,916,572	\$960,967
Total	\$162,477,143		\$164,630,584	\$2,153,441

Waiver HRA				
Plan Year	Paid To Date	Completion Factor	Total Incurred	Unpaid Claim Reserve
2019	\$37,851,366	100.0%	\$37,851,366	\$0
2020	\$36,241,123	100.0%	\$36,257,936	\$16,814
2021	\$34,074,186	95.3%	\$35,763,218	\$1,689,032
Total	\$108,166,675		\$109,872,520	\$1,705,846

Exhibit 4
Kentucky Employees' Health Plan
Rx Rebates as of December 31, 2021

Plan Year	Rebate Amount		
	Accounting	Incurred	
Q1 2019	\$33,676,388	\$35,426,957	Actual/Actual
Q2 2019	\$34,082,416	\$38,122,201	Actual/Actual
Q3 2019	\$35,397,343	\$39,565,794	Actual/Actual
Q4 2019	\$44,029,550	\$41,354,580	Actual/Actual
Q1 2020	\$35,062,495	\$45,398,198	Actual/Estimate
Q2 2020	\$41,193,980	\$45,737,059	Actual/Estimate
Q3 2020	\$38,937,487	\$46,418,426	Actual/Estimate
Q4 2020	\$42,001,777	\$47,965,845	Actual/Estimate
Q1 2021	\$43,236,360	\$42,618,753	Actual/Estimate
Q2 2021	\$43,485,834	\$46,173,893	Actual/Estimate
Q3 2021	\$46,367,736	\$46,859,432	Estimate/Estimate
Q4 2021	\$50,016,770	\$49,270,982	Estimate/Estimate

**Kentucky Employees' Health Plan – Status Report
4th Quarter, 2021
Attachment E – Disease Management & Wellness
Page E-1**

**Anthem clinical update
Integrated Health Model (IHM)**



**Kentucky Employees' Health Plan (KEHP) Report
for: January 1, 2021 – December 31, 2021**

This report provides an overview of the KEHP's key demographic data elements, IHM participant engagement, Utilization Management, and MyHealth Advantage activity during the reporting period.

Demographics	Current
Average number of members	262,132
Average population age	37

Clinical programs	Total identified	Engaged	% Engaged
IHM	62,016	8,805	14.2% ¹
Behavioral Health	1,189	381	32.0%
Future Moms	99	67	67.7%

¹ Members identified for outreach/engaged.

	During period
Why Weight KY	222

	Enrollments
Diabetes Prevention Program (DPP) ²	2,473

² Effective 3/1/21, the KEHP engaged with Anthem's preferred vendor, Lark. Digital capabilities and targeted marketing campaigns will continue to have a positive impact on member participation.

Utilization Management	Authorization requests	Approval rate
Inpatient	10,306	91.65%
Outpatient	65,493	91.07%
Total	75,799	91.15%

MyHealth Advantage	Total eligible	Notes generated	Total alerts	Gaps in care alerts	Preventive alerts
Total	261,356	73,965	303,314	217,109	86,205

- **Anthem Blue Cross and Blue Shield (Anthem)** works with the KEHP to integrate health by innovation. This holistic model offers care which focuses on improving health and promoting physical, emotional, mental, and financial well-being for the KEHP membership.
- **Behavioral Health Clinical Care Management programs:** Provide outreach, support, and guidance for members with complex behavioral health conditions. The Behavioral team may also collaborate with Personal Health Consultants to ensure continuity of medical and mental health needs.
- **Diabetes Prevention Program (DPP):** DPP is a lifestyle change program available to members and their dependents identified with pre-diabetes or with a high risk of developing diabetes.
- **Future Moms:** Program which helps expectant women to maintain healthy pregnancies by offering early-risk assessment, providing obstetrical nursing support, and following the pregnancy from the first trimester through delivery.
- **IHM:** Better health, better outcomes promoted by identifying, engaging members, and creating cases with Registered Nurses, referred to as Personal Health Consultants. Through innovative, smart triggers, the program finds members at risk for serious and costly medical conditions and directs them to specialized programs.
- **MyHealth Advantage:** An early risk management program that is designed to help improve members' compliance with evidence-based care recommendations. The program provides personalized information via MyHealth Note which empowers members to take greater control of their health and healthcare decision-making.
- **Utilization Management:** Preauthorization is required for nonemergency hospital admissions, inpatient services, and select outpatient services. This chart shows the requested authorizations and percentage approved.
- **Why Weight KY:** The weight management program is designed to help members improve their health and achieve safe weight loss goals through support and guidance from a Personal Health Consultant.

Q4 2021: KEHP LivingWell Promise Program Update

Communications

- Delivered two targeted emails specific to coaching and the benefits of working with a health coach.
 - Created the following material to promote the StressLess Challenge; a toolkit for champions, registration documentation and weekly emails.
 - Delivered four LivingWell Engagement reminder emails.
 - Continue to work on the 2022 relaunch campaigns including the program brochure, Q1/Q2 program emails (employees and covered-spouses), program flyers for the onsite staff team, etc.
-

Platform & Technology

- The SMS home-based option launched in October. This functionality now allows participants to receive a verification code, even without a cell phone.
 - KEHP relaunched on the WebMD ONE portal with an enhanced version of the Rewards Platform.
-

Dedicated Wellbeing Staff

- LivingWell Program overviews and WebMD resources were shared during three monthly Champion Network meetings and monthly email updates to 256 Champions representing 225 organizations across the Commonwealth.
 - Promoted StressLess Challenge and hosted the accompanying "Using Mindfulness to StressLess" webinar series. The five-week series had 579 registrants with 1,499 total views.
 - Provided LivingWell Program information at in-person and virtual presentations, activities, and tabling events to 5,702 attendees.
 - Provided LivingWell Program outreach to health departments regarding biometric screenings. Hosted two presentations with 89 in attendance with 109 total views.
 - Provided LivingWell Program support to ICs and HRGs regarding the LivingWell Promise. Hosted a presentation with 174 in attendance with 188 total views.
-

Call Center

- Call Center supported an anticipated increase in volume for Open Enrollment and LivingWell Promise questions during 2022 OE.
-

Kentucky Employees' Health Plan – Status Report
4th Quarter, 2021
Attachment E – Disease Management & Wellness
Page E-3

Key Program Metrics

Online Health Assessment Completions <i>All actives</i>	Total HA completions: 119,840
Biometric Screening Completions	31,318
LivingWell Promise Completions <i>Active medically enrolled only</i>	129,490
Total Portal Registrations <i>All actives</i>	125,183
Coaching Participants	24,267
WAYS App downloads	27,583
Challenge Registrations	<p>Total Registrations (Three Challenges): 27,427</p> <p>Unique Users that registered for at least one challenge: 15,221</p> <p>Unique Users that registered for two challenges: 4,633</p> <p>Unique Users that registered for all three challenges: 980</p> <p>Total Unique users across all three challenges: 20,834</p>

Kentucky Employees' Health Plan – Status Report
 4th Quarter, 2021
 Attachment F – Anthem Performance Guarantees
 Page F-1

The Commonwealth of Kentucky (KEHP)

Contract Period: 1/1/2021 - 12/31/2021

	Qtr 1			Qtr 2			Qtr 3			Qtr 4			Quarterly Contract Results				
	Jan	Feb	Mar	Apr	May	Jun	Jul	Aug	Sep	Oct	Nov	Dec	Qtr 1	Qtr 2	Qtr 3	Qtr 4	YTD
Claim Timeliness 14 Days																	Goal: 90,00%
Performance	91,87%	91,40%	93,90%	97,58%	98,00%	99,09%	98,97%	97,15%	92,85%	93,23%	93,93%	88,82%	92,40%	98,18%	96,49%	91,64%	94,56%
Goal Var.	1,87%	1,40%	3,90%	7,58%	8,00%	9,09%	8,97%	7,15%	2,85%	3,23%	3,93%	-1,38%	2,40%	8,18%	6,49%	1,64%	4,56%
PG Status												Missed	Met	Met	Met	Met	Met
Claim Timeliness 30 Days																	Goal: 98,00%
Performance	95,49%	98,46%	99,75%	99,84%	99,81%	99,91%	99,91%	98,59%	94,10%	93,96%	95,46%	92,74%	97,79%	99,86%	97,80%	93,91%	97,18%
Goal Var.	-2,51%	0,48%	1,75%	1,84%	1,81%	1,91%	1,91%	0,59%	-3,90%	-4,04%	-2,54%	-5,26%	-0,21%	1,86%	-0,32%	-4,09%	-0,82%
PG Status	Missed								Missed	Missed	Missed	Missed	Missed	Met	Missed	Missed	Missed
Claim Adjustment Inventory 30 Days																	Goal: 5,00%
Performance	10,88%	1,46%	0,94%	1,48%	15,48%	4,07%	2,55%	5,45%	7,11%	12,06%	10,44%	7,51%	3,62%	7,46%	5,24%	9,74%	6,10%
Goal Var.	5,88%	-3,55%	-4,06%	-3,52%	10,48%	-0,93%	-2,45%	0,45%	2,11%	7,06%	5,44%	2,51%	-1,38%	2,46%	0,24%	4,74%	1,16%
PG Status	Missed				Missed			Missed	Missed	Missed	Missed	Missed	Met	Missed	Missed	Missed	Missed
Claim Financial Accuracy																	Goal: 99,00%
Performance	99,88%	99,89%	99,55%	100,00%	100,00%	100,00%	99,03%	100,00%	98,68%	99,80%	99,61%	100,00%	99,82%	100,00%	99,30%	99,82%	99,75%
Goal Var.	0,88%	0,89%	0,55%	1,00%	1,00%	1,00%	0,03%	1,00%	-0,32%	0,80%	0,61%	1,00%	0,82%	1,00%	0,30%	0,82%	0,75%
PG Status									Missed				Met	Met	Met	Met	Met
Claim Payment Accuracy																	Goal: 97,00%
Performance	99,98%	99,69%	99,87%	100,00%	100,00%	97,52%	99,16%	100,00%	99,46%	98,52%	99,95%	99,21%	99,84%	99,11%	99,56%	99,22%	99,42%
Goal Var.	2,98%	2,69%	2,87%	3,00%	3,00%	0,52%	2,16%	3,00%	2,46%	1,52%	2,95%	2,21%	2,84%	2,11%	2,56%	2,22%	2,42%
PG Status													Met	Met	Met	Met	Met
First Call Resolution																	Goal: 85,00%
Performance	94,70%	94,78%	94,24%	95,31%	95,81%	95,88%	96,07%	96,61%	96,19%	96,08%	96,21%	96,98%	94,58%	95,67%	96,30%	96,43%	95,67%
Goal Var.	9,70%	9,78%	9,24%	10,31%	10,81%	10,88%	11,07%	11,61%	11,19%	11,08%	11,21%	11,98%	9,58%	10,67%	11,30%	11,43%	10,67%
PG Status													Met	Met	Met	Met	Met

Kentucky Employees' Health Plan – Status Report
4th Quarter, 2021
Attachment F – Anthem Performance Guarantees
Page F-2

	<i>Qtr 1</i>			<i>Qtr 2</i>			<i>Qtr 3</i>			<i>Qtr 4</i>			<i>Quarterly Contract Results</i>				
	Jan	Feb	Mar	Apr	May	Jun	Jul	Aug	Sep	Oct	Nov	Dec	<i>Qtr 1</i>	<i>Qtr 2</i>	<i>Qtr 3</i>	<i>Qtr 4</i>	<i>YTD</i>
ASA																	
	<i>Goal: 30.00</i>																
Performance	103.16	46.56	57.87	15.19	8.09	36.94	22.17	7.52	2.18	2.51	3.00	2.85	71.83	21.34	10.76	2.77	29.61
Goal Var.	73.16	16.56	27.87	-14.81	-21.91	6.94	-7.63	-22.48	-27.82	-27.49	-27.00	-27.15	41.83	-8.66	-19.24	-27.23	-0.31
PG Status	Missed	Missed	Missed			Missed							Missed	Met	Met	Met	Met
Call Abandonment Rate																	
	<i>Goal: 2.00%</i>																
Performance	3.52%	1.39%	1.83%	0.44%	0.12%	1.17%	0.70%	0.22%	0.00%	0.10%	0.06%	0.20%	2.35%	0.62%	0.31%	0.12%	0.96%
Goal Var.	1.52%	-0.61%	-0.17%	-1.56%	-1.88%	-0.83%	-1.30%	-1.78%	-2.00%	-1.90%	-1.94%	-1.80%	0.35%	-1.38%	-1.69%	-1.88%	-1.04%
PG Status	Missed												Missed	Met	Met	Met	Met
ID Card Issuance 10 Days																	
	<i>Goal: 99.00%</i>																
Performance	100.00%	100.00%	100.00%	100.00%	100.00%	100.00%	100.00%	100.00%	100.00%	100.00%	100.00%	100.00%	100.00%	100.00%	100.00%	100.00%	100.00%
Goal Var.	1.00%	1.00%	1.00%	1.00%	1.00%	1.00%	1.00%	1.00%	1.00%	1.00%	1.00%	1.00%	1.00%	1.00%	1.00%	1.00%	1.00%
PG Status													Met	Met	Met	Met	Met
Eligibility Updates 5 Bus Days																	
	<i>Goal: 100.00%</i>																
Performance	100.00%	100.00%	100.00%	100.00%	100.00%	100.00%	100.00%	100.00%	100.00%	100.00%	100.00%	100.00%	100.00%	100.00%	100.00%	100.00%	100.00%
Goal Var.	0.00%	0.00%	0.00%	0.00%	0.00%	0.00%	0.00%	0.00%	0.00%	0.00%	0.00%	0.00%	0.00%	0.00%	0.00%	0.00%	0.00%
PG Status													Met	Met	Met	Met	Met
Member Satisfaction - Net Promoter Score																	
	<i>Goal: 40.00</i>																
Performance	67.75	67.89	69.65	71.29	69.73	75.58	77.02	78.09	79.54	78.69	65.53	66.67	68.43	72.33	78.05	70.12	71.79
Goal Var.	27.75	27.89	29.65	31.29	29.73	35.58	37.02	38.09	39.54	38.69	25.53	26.67	28.43	32.33	38.05	30.12	31.79
PG Status													Met	Met	Met	Met	Met

Kentucky Employees' Health Plan – Status Report
 4th Quarter, 2021
 Attachment G – CVS Performance Guarantees
 Page G-1



Performance Guarantees Tracking & Reporting

Commonwealth of Kentucky

For period ending: 12/31/2021

Guarantees	Target	Thrsh	Q1: Jan - Mar	Q2: Apr - Jun	Q3: Jul - Sep	Q4: Oct - Dec	Year	Penalty Unit	Actual Penalty
01 Retail Network Pharmacy Access - Nationwide	Greater Than or Equal To 5.0 Mile(s)	95	F1	F1	F1	F1	99	15,000. Dollar Per PG	
02 Paper Claims Turnaround Time - Clean	Less than or Equal to 5 Business Day(s)	95	3	2	2	3	F2	11,250. Dollar Per PG	
03 Mail Turnaround Time - Clean	Greater Than or Equal To 2 Business Day(s)	95	99	99	99	99	F2	11,250. Dollar Per PG	
04 Mail TAT							F2	11,250. Dollar Per PG	
04a Mail Turnaround Time - Non Clean	Greater Than or Equal To 5 Business Day(s)	97	99	99	99	99	F2	Dollar Per PG	
04b Mail Turnaround Time - Non Clean - 2	Less than or Equal to 5 Business Day(s)	100	1	1	1	1	F2	Dollar Per PG	
05 Mail Service Accuracy - Non Std	Greater Than or Equal To 99.99 %		100.00	99.99	100.00	100.00	F2	11,250. Dollar Per PG	
06 Electronic Claims Processing Accuracy (PBM)	Greater Than or Equal To 99.95 %		100.00	100.00	100.00	100.00	F2	11,250. Dollar Per PG	
07 Telephone Speed of Answer							F2	37,500. Dollar Per PG	
07a Telephone Average Live Voice Answer	Less than or Equal to 25 Sec(s)		1	2	1	1	F2	Dollar Per PG	
07b Telephone Speed of Answer - TSF	Greater Than or Equal To 30 Sec(s)	85	99	99	99	99	F2	Dollar Per PG	
08 Telephone Abandonment Rate - Live Voice	Less than or Equal to 3 %	15	1	1	1	1	F2	18,750. Dollar Per PG	
09 First Call Resolution	Greater Than or Equal To 95 %		99	99	99	99	F2	37,500. Dollar Per PG	
10a Written Inquiry - 1	Greater Than or Equal To 5 Business Day(s)	97	100	100	100	100	F2	5,825. Dollar Per PG	

Kentucky Employees' Health Plan – Status Report
 4th Quarter, 2021
 Attachment G – CVS Performance Guarantees
 Page G-2



Performance Guarantees Tracking & Reporting

Commonwealth of Kentucky

For period ending: 12/31/2021

Guarantees	Target	Thresh	Q1: Jan - Mar	Q2: Apr - Jun	Q3: Jul - Sep	Q4: Oct - Dec	Year	Penalty Unit	Actual Penalty
10b c Written Inquiry - 2	Equal to 10 Business Day(s)	100	100	100	100	100	F2	5,625. Dollar Per PG	
11 c Customer Satisfaction	Greater Than or Equal To 93 %		F1	F1	F1	F1	95	150,000. Dollar Per PG	
12 c Plan Design Update	Equal to 100 %		F1	F1	F1	F1	Met	75,000. Dollar Per PG	
13 c Annual Reviews	Equal to 100 %		F1	F1	F1	F1	Met	45,000. Dollar Per PG	
14 c Account Management Satisfaction	Greater Than or Equal To 4 Rating		F1	F1	F1	F1	5	150,000. Dollar Per PG	
15 c Standard Reporting	Less than or Equal to 30 Day(s)		Met	Met	Met	Met	F2	11,250. Dollar Per PG	
16 c Eligibility Load Accuracy	Greater Than or Equal To 98 %		Met	Met	Met	Met	F2	37,500. Dollar Per PG	
17 c Eligibility Updates	Equal to 2 Business Day(s)	100	100	100	100	100	F2	15,000. Dollar Per PG	
18 c Account Management - Meetings	Equal to 100 %		Met	Met	Met	Met	F2	18,750. Dollar Per PG	
19 c ID Cards - Ongoing	Greater Than or Equal To 4 Business Day(s)	98	100	100	100	100	F2	11,250. Dollar Per PG	



Performance Guarantees Tracking & Reporting

Commonwealth of Kentucky

For period ending: 12/31/2021

Guarantees	Target	Thrsh	Q1: Jan - Mar	Q2: Apr - Jun	Q3: Jul - Sep	Q4: Oct - Dec	Year	Penalty Unit	Actual Penalty
------------	--------	-------	---------------	---------------	---------------	---------------	------	--------------	----------------

Penalty Sum:
 Paid Sum:
 Net Due:

Footnotes:

F1: Quarterly stat not applicable to specific guarantee

F2: Annual stat not applicable to specific guarantee

F3: Stat not applicable to contract years 2 and beyond

c = Client Specific Guarantee

cl = Coalition Specific Guarantee (also indicates TPA or healthplan specific guarantee)

L = Guarantee covers all lines of business

t = Tiered Penalty

NOTE: Met = Performance Guarantees Achieved

NOTE: N/A = Results are reported as N/A when no activity occurred for that particular PG

NOTE: Payment due by Thirty (30) days after End of Cnt Yr Rpt Crd Sub

(C)2015 CVS/caremark. All Rights Reserved.
 106-34332b 050115

CONFIDENTIAL - For Client and CVS/caremark Use Only

Monthly, Quarterly and Semi-annual data are unaudited statistics and are subject to change at year end.

Kentucky Employees' Health Plan – Status Report
4th Quarter, 2021
Attachment H – HealthEquity Performance Guarantees
Page H-1

PG #	TYPE	Reporting Frequency	Administrative Fees or Dollars at Risk	Benchmark	Guarantee	Measurement Steps Exact Language of Guarantee and Criteria	Q4 2021 DATA	Q4 2021 Met / Missed	Notes
1	FSA	Quarterly	2.00%	Client Satisfaction	Account Management: Measuring satisfaction using a mutually agreeable scorecard.	Measurement based upon semi-annual survey delivered by Account Service team directly to employer contacts; standard is 90% of responses with a Client Satisfaction rate of 8.0 or higher.		Met	Q2 & Q4 Client Relationship Survey
2	FSA	Quarterly	1.50%	Card Fulfillment	Debit Cards: All Health FSA Participants will receive a separate debit card package within ten (10) Business Days of the posting of a clean enrollment and eligibility file except during the annual Open Enrollment (OE) period. During OE, Participants will receive a separate debit card package within fifteen (15) Business Days of the posting of a clean enrollment and Eligibility file.	100% of cards mailed within ten (10) business days of receipt of a clean enrollment file from Client.	100%	Met	Card Package is mailed with actual card.
3	FSA	Quarterly	1.50%	File Processing	Eligibility File: Load 99% of eligibility files within two business days.	99% of files loaded within two (2) business days of receipt of accurate data.	99.7%	Met	
4	FSA	Quarterly	1.50%	File Processing	Eligibility Report: Produce an error report on eligibility files or updates within two business days.	Eligibility Report: Produce an error report on eligibility files or updates within two business days.		Met	WageWorks sends an email notifying the Plan that a file has been processed and that it contains errors. The email provides a link to the WageWorks Employer website for the Plan to view the actual errors within 24 hours of the file posting.
5	FSA	Quarterly	1.50%	File Processing	Contribution File: Producing a contribution file report	Contribution File: Producing a contribution file report		Met	WageWorks provides on-demand contribution reports that can be downloaded via the WageWorks Employer website.
6	FSA	Quarterly	2.00%	Claims Accuracy	Financial Accuracy: Reimbursing FSA claims with a financial accuracy of 99%.	99% of payment (financial) accuracy	99.0%	Met	
7	FSA	Quarterly	1.50%	Call Abandonment Rate	Member Service - Abandonment Rate: Answering calls to customer service line with an abandonment rate of 3% or less.	<=3%	4.0%	Missed	
8	FSA	Quarterly	1.50%	Customer Service Call Response Times	Average Speed to Answer: Answering calls to customer service line with an average time of 30 seconds or less	Average Speed to Answer: Answering calls to customer service line with an average time of 30 seconds or less	36	Missed	
9	FSA	Quarterly	1.50%		Reporting: Producing standard quarterly reports with thirty days of the end of the quarter	Reporting: Producing standard quarterly reports with thirty days of the end of the quarter		Met	

Kentucky Employees' Health Plan – Status Report
 4th Quarter, 2021
 Attachment H – HealthEquity Performance Guarantees
 Page H-2

PG #	TYPE	Reporting Frequency	Administrative Fees or Dollars at Risk	Benchmark	Guarantee	Measurement Steps Exact Language of Guarantee and Criteria	Q4 2021 DATA	Q4 2021 Met / Missed	Notes
10	FSA	Quarterly	1.50%	Custom Reporting	Producing a repayment report at 45 days of quarter close showing current status of monies owed to the Commonwealth by members due to enrollment and/or funding error.	Producing a repayment report at 45 days of quarter close showing current status of monies owed to the Commonwealth by members due to enrollment and/or funding error.		Met	
11	HRA	Quarterly	2.00%	Client Satisfaction	Account Management: Measuring satisfaction using a mutually agreeable scorecard.	Measurement based upon semi-annual survey delivered by Account Service team directly to employer contacts; standard is 90% of responses with a Client Satisfaction rate of 8.0 or higher.		Met	Q2 & Q4 Client Relationship Survey
12	HRA	Quarterly	1.50%	Card Fulfillment	Debit Cards: All Health HRA Participants will receive a separate debit card package within ten (10) Business Days of the posting of a clean enrollment and eligibility file except during the annual Open Enrollment (OE) period. During OE, Participants will receive a separate debit card package within fifteen (15) Business Days of the posting of a clean enrollment and Eligibility file.	100% of cards mailed within ten (10) business days of receipt of a clean enrollment file from Client.	100%	Met	Card Package is mailed with actual card.
13	HRA	Quarterly	1.50%	File Processing	Eligibility File: Load 99% of eligibility files within two business days.	99% of files loaded within two (2) business days of receipt of accurate data.	99.7%	Met	
14	HRA	Quarterly	1.50%	File Processing	Eligibility Report: Produce an error report on eligibility files or updates within two business days.	Eligibility Report: Produce an error report on eligibility files or updates within two business days.		Met	WageWorks sends an email notifying the Plan that a file has been processed and that it contains errors. The email provides a link to the WageWorks Employer website for the Plan to view the actual errors within 24 hours of the file posting.
15	HRA	Quarterly	2.00%	Claims Accuracy	Financial Accuracy: Reimbursing HRA claims with a financial accuracy of 99%.	99% of payment (financial) accuracy	99.0%	Met	
16	HRA	Quarterly	1.50%	Call Abandonment Rate	Member Service - Abandonment Rate: Answering calls to customer service line with an abandonment rate of 3% or less.	<=3%	4.0%	Missed	
17	HRA	Quarterly	1.50%	Customer Service Call Response Times	Average Speed to Answer: Answering calls to customer service line with an average time of 30 seconds or less	Average Speed to Answer: Answering calls to customer service line with an average time of 30 seconds or less	36	Missed	
18	HRA	Quarterly	1.50%		Reporting: Producing standard quarterly reports with thirty days of the end of the quarter	Reporting: Producing standard quarterly reports with thirty days of the end of the quarter		Met	

Kentucky Employees' Health Plan – Status Report
 4th Quarter, 2021
 Attachment H – HealthEquity Performance Guarantees
 Page H-3

PG #	TYPE	Reporting Frequency	Administrative Fees or Dollars at Risk	Benchmark	Guarantee	Measurement Steps Exact Language of Guarantee and Criteria	Q4 2021 DATA	Q4 2021 Met / Missed	Notes
19	HRA	Quarterly	1.50%	Custom Reporting	Producing a repayment report at 45 days of quarter close showing current status of monies owed to the Commonwealth by members due to enrollment and/or funding error.	Producing a repayment report at 45 days of quarter close showing current status of monies owed to the Commonwealth by members due to enrollment and/or funding error.		Met	
20	COBRA	Quarterly	2.00%	Client Satisfaction Survey	Account Management: Measuring satisfaction using a mutually agreeable scorecard.	Measurement based upon semi-annual survey delivered by Account Service team directly to employer contacts; standard is 90% of responses with a Client Satisfaction rate of 8.0 or higher.		Met	Q2 & Q4 Client Relationship Survey
21	COBRA	Quarterly	3.00%	Timely notification within regulatory requirements	Account Management: Sending 98% of all applications and notices within seven business days.	DOL Notices mailed with seven (7) business days of receipt of accurate and complete data.		Met	
22	COBRA	Quarterly	2.00%	Financial Reporting	Billing Turnaround: Posting 90% of payments within seven business days	Billing Turnaround: Posting 90% of payments within seven business days	100%	Met	
23	COBRA	Quarterly	1.50%	Financial Reporting	Collection: Providing accurate premium distribution and reporting by the fifteenth of each month.	Collection: Providing accurate premium distribution and reporting by the fifteenth of each month.	100%	Met	
24	COBRA	Quarterly	1.50%	File Processing	Eligibility File: Load 99% of qualifying event files within two business days.	Eligibility File: Load 99% of qualifying event files within two business days.	100%	Met	
25	COBRA	Quarterly	1.50%	File Processing	Eligibility Report: Producing an error report on eligibility files or updates within two business days.	Eligibility Report: Producing an error report on eligibility files or updates within two business days.		Met	
26	COBRA	Quarterly	1.50%	Timely notification within regulatory requirements	Election Packages: Mailing all COBRA election packages within seven business days.	Mailing all COBRA election packages and DOL Notices within seven (7) business days.		Met	
27	COBRA	Quarterly	1.50%	Data Reporting	Reporting: Producing standard monthly reports within thirty days after the end of the month or quarter.	Reporting: Producing standard monthly reports within thirty days after the end of the month or quarter.		Met	

Kentucky Employees' Health Plan – Status Report
4th Quarter, 2021
Attachment I – WebMD Performance Guarantees
 Page I-1

Portal Category	PG	PG Description	Percent of Portal Fees at Risk	Result	Status				
Availability Test of the WebMD Portal		<p>The Availability Test is designed to measure performance-adjusted availability. Overall response time is not considered during this test, unless the availability threshold is exceeded.</p> <table border="1"> <thead> <tr> <th>Definition</th> <th>Default Threshold</th> </tr> </thead> <tbody> <tr> <td>Monthly Availability Threshold</td> <td>99.50%</td> </tr> </tbody> </table> <p>The Availability Test will be calculated as follows:</p> <p>The availability of webpages during a five-minute window in a calendar day will be tested. No fewer than 90% of all five-minute windows in a calendar day shall be tested. The availability is determined by loading webpages: if a webpage loads in greater than 45 seconds, the entire five-minute window is considered to be unavailable and the Tools are deemed "unavailable" for that five-minute window. If all webpages tested during the five-minute window are loaded within 45 seconds, the Tools are deemed "available" during the five-minute window. The Monthly Average Availability is calculated by summing all five-minute windows that pass the availability test in a calendar month and dividing that by the sum of all five-minute windows that are tested in the calendar month. WebMD makes available a monthly report with</p>	Definition	Default Threshold	Monthly Availability Threshold	99.50%	<p>2% of the monthly Portal Fees as liquidated damages for each incremental 0.50% reduction in monthly Availability, as set forth below:</p> <ul style="list-style-type: none"> · 99.00 - 99.49: 2% · 98.50 - 98.99: 4% · 98.00 - 98.49: 6% · 97.50 - 97.99: 8% · Below 97.50%: 10% 	100%	PG Met
Definition	Default Threshold								
Monthly Availability Threshold	99.50%								

Kentucky Employees' Health Plan – Status Report
4th Quarter, 2021
Attachment I – WebMD Performance Guarantees
Page I-2

Portal Category	PG	PG Description	Percent of Portal Fees at Risk	Result	Status				
		<p>the Monthly Average Availability.</p> <p>The Monthly Average Availability will then be compared to the Monthly Availability Threshold to determine if WebMD passes or fails the availability test for the month. (If the Monthly Average Availability is greater than or equal to the Monthly Availability Threshold then the month passes, if not, it fails).</p>							
Average Response Time for the WebMD ONE Portal		<p>The Average Response Time test is designed to ensure that the site provided by WebMD is, on average, delivered to the Commonwealth in a timely manner. This test is measured from within the WebMD hosting sites and is calculated as being from when a webpage is requested until the first byte is returned.</p> <table border="1" data-bbox="407 1146 756 1528"> <thead> <tr> <th>Definition</th> <th>Default Threshold</th> </tr> </thead> <tbody> <tr> <td>Monthly Average Response Time Threshold (as measured from within WebMD hosting sites)</td> <td>5 seconds</td> </tr> </tbody> </table> <p>The Average Response Time Test will be calculated as follows:</p> <p>The response time is determined by loading webpages and recording the</p>	Definition	Default Threshold	Monthly Average Response Time Threshold (as measured from within WebMD hosting sites)	5 seconds	<p>1% of monthly Portal Fees as liquidated damages for each incremental second increase in monthly Average Response Time, as set forth below:</p> <ul style="list-style-type: none"> · 5-6 seconds: 1% · 6-7 seconds: 2% · 7-8 seconds: 3% · 8-9 seconds: 4% · >9 seconds: 5% 	Less than 1 second average response time	PG Met
Definition	Default Threshold								
Monthly Average Response Time Threshold (as measured from within WebMD hosting sites)	5 seconds								

Kentucky Employees' Health Plan – Status Report
4th Quarter, 2021
Attachment I – WebMD Performance Guarantees
Page I-3

Portal Category	PG Description	Percent of Portal Fees at Risk	Result	Status
	<p>response time for each. The Monthly Average Response Time is calculated by summing all of the recorded load-times for webpages tested and dividing the sum by the number of webpages tested. WebMD makes available a monthly report with the Monthly Average Response Time.</p> <p>The Monthly Average Response Time will then be compared to the Monthly Average Response Time Threshold to determine if WebMD passes or fails the test for the month. (If the Monthly Average Response Time is less than or equal to the Monthly Average Response Time Threshold then the month passes, if not, it fails).</p>			
Participant Satisfaction	<p>The Performance Guarantee will be met if ninety percent (90%) or more of the responses across all questions and respondents equal a 4 (Agree) or a 5 (Strongly Agree).</p> <p>Participant satisfaction will be measured annually by the administration of the survey questions outlined in the Participant Satisfaction Evaluation attached hereto as Attachment A. The survey will be presented after an Eligible Employee has been registered for a minimum of one (1) month.</p> <p>Scoring will be measured by the number of respondents who select a rating of Strongly Agree (5) or Agree (4). Responses of "Not Applicable" and responses left blank will</p>	0.5% of annual Portal Fees payable as liquidated damages	91%	PG Met

Kentucky Employees' Health Plan – Status Report
4th Quarter, 2021
Attachment I – WebMD Performance Guarantees
Page I-4

Portal Category	PG	PG Description	Percent of Portal Fees at Risk	Result	Status
		not be included in the Performance Guarantee calculation.			
Client Satisfaction		<p>The Performance Guarantee will be met if ninety percent (90%) or more of the total responses across all questions are "Strongly Agree" (5) or "Agree" (4).</p> <p>Commonwealth's satisfaction will be measured annually by the administration of the survey questions outlined in the Commonwealth Satisfaction Evaluation attached hereto as Attachment B.</p> <p>The survey will be administered within four (4) weeks after the end of the program year via an online survey tool. A minimum of five (5) participants who interacted directly with the WebMD Account Team (collectively the Strategic Account Executive and the Client Success Manager) on a regular basis. The participants must identify themselves on the survey.</p> <p>Scoring will be measured by the number of respondents who select a rating of Strongly Agree (5) or Agree (4). Responses of "Not Applicable" and responses left blank will not be included in the Performance Guarantee calculation.</p>	0.5% of annual Portal Fees payable as liquidated damages	Not Complete	Not Complete
On-time Delivery of Reports		WebMD will make available the monthly, quarterly, annually CoreInsights reports available to the Commonwealth by the tenth (10 th) day after such CoreInsights report is due.	1% of the monthly, quarterly, or annual Portal Fees payable as liquidated damages, as applicable, if the	100%	PG Met

Kentucky Employees' Health Plan – Status Report
4th Quarter, 2021
Attachment I – WebMD Performance Guarantees
Page I-5

Portal Category	PG	PG Description	Percent of Portal Fees at Risk	Result	Status
			period in which the CoreInsight reports are available to the Commonwealth is greater than ten (10) days after the applicable period.		
Speed to Answer		The Performance Guarantee will be met if eighty percent (80%) of total calls annually are answered within the first thirty (30) seconds.	1% of the annual Portal Fees payable as liquidated damages if the total calls annually are not answered within the first thirty (30) seconds.	89%	PG Met
Abandonment Rate		The Performance Guarantee will be met if less than five percent (5%) of total inbound calls annually are abandoned before the phone is answered by the Customer Service Representative.	1% of the annual Portal Fees payable as liquidated damages if more than five percent (5) of the total inbound calls annually are abandoned before the phone is answered by the Customer Service Representative.	2%	PG Met
Enrollment		Upon receipt of a clean enrollment file from the Commonwealth, WebMD will process enrollment within 48 hours.	0.5% of the annual Portal Fees payable as liquidated damages if the enrollment file is processed within 48 hours.	100%	PG Met
Incentive Management		Incentives and rewards provided to participants in the wellbeing program will be 100% accurate.	0.5% of the annual Portal Fees payable as liquidated damages.	100%	PG Met
Incentive Management		99% of self-reported incentivized activity will be captured and awarded within 24 hours of the participant's online submission of the activity.	0.5% of the annual Portal Fees payable as liquidated damages.	100%	PG Met

Kentucky Employees' Health Plan – Status Report
4th Quarter, 2021
Attachment I – WebMD Performance Guarantees
 Page I-6

Portal Category	PG Description	Percent of Portal Fees at Risk	Result	Status										
Incentive Management	99% of HRQs and biometric screening will be captured and incentivized accurately.	0.5% of the annual Portal Fees payable as liquidated damages.	100%	PG Met										
WebMD ONE Portal Participation	<p>30% employee participants on WebMD will complete at least two activities in each Program Year.</p> <p>Portal Participation will be measured annually within ninety (90) days after the end of the Program Year.</p> <table border="1"> <thead> <tr> <th>Definition</th> <th>Default Threshold</th> </tr> </thead> <tbody> <tr> <td>WebMD ONE Portal Participation shall be defined as a registered Employee who has completed two Activities on the WebMD ONE Portal.</td> <td>Percentage of registered Employees completing two Activities each Program Year: 30%</td> </tr> <tr> <td colspan="2" style="text-align: center;">Calculation of the Performance Guarantee</td> </tr> <tr> <td colspan="2">Numerator: the count of employees who complete at least two Activities, excluding the action of portal registration.</td> </tr> <tr> <td colspan="2">Denominator: the count of eligible employees who registered on the WebMD ONE Portal.</td> </tr> </tbody> </table> <p>An "Activity" shall be defined as the completion of two actions or activities for which the Employee will earn incentive points and / or the</p>	Definition	Default Threshold	WebMD ONE Portal Participation shall be defined as a registered Employee who has completed two Activities on the WebMD ONE Portal.	Percentage of registered Employees completing two Activities each Program Year: 30%	Calculation of the Performance Guarantee		Numerator: the count of employees who complete at least two Activities, excluding the action of portal registration.		Denominator: the count of eligible employees who registered on the WebMD ONE Portal.		<p>In the event WebMD does not meet the percentage set for each Program Year, WebMD will provide a credit of the annual Portal Fees as liquidated damages for the year in which the percentage is not achieved.</p> <p>Program Year: Shall be identified in the confirmation email sent to the Commonwealth's Strategic Account Director for such Program Year's Activities.</p> <ul style="list-style-type: none"> · If greater than or equal to 30% = 0.00% of annual Portal Fees as liquidated damages; · If less than 30% = 2.0% of annual Portal Fees as liquidated damages. 	Not Complete	Not Complete
Definition	Default Threshold													
WebMD ONE Portal Participation shall be defined as a registered Employee who has completed two Activities on the WebMD ONE Portal.	Percentage of registered Employees completing two Activities each Program Year: 30%													
Calculation of the Performance Guarantee														
Numerator: the count of employees who complete at least two Activities, excluding the action of portal registration.														
Denominator: the count of eligible employees who registered on the WebMD ONE Portal.														

Kentucky Employees' Health Plan – Status Report
4th Quarter, 2021
Attachment I – WebMD Performance Guarantees
Page I-7

Portal Category	PG Description	Percent of Portal Fees at Risk	Result	Status
	<p>completion of the Health Assessment during each Program Year and as supported through the WebMD ONE Platform.</p> <p>Examples of “Activity”:</p> <ul style="list-style-type: none"> · Complete a session with a WebMD Health Coach · Health Assessment completion · Daily Habits enrollment · Daily Habits completion · Personal Health Record interaction · Competition participation · Activity tracking <p>Completion of a biometric screening is not an “Activity” that will be included in the performance guarantee calculation.</p> <p>WebMD and the Commonwealth will confirm the mutually agreed upon Activities, in alignment to the Commonwealth’s incentive strategy, for each Program Year that will be applicable to that Program Year’s Performance Guarantee via email 30 days prior to Program Year launch to the Commonwealth’s Strategic Account Director.</p>			
Assumptions for the WebMD ONE Portal Participation PG	<p>This Performance Guarantee will be void if any of the following criteria are not met:</p> <ol style="list-style-type: none"> 1. The Commonwealth’s version of the WebMD ONE Portal and Daily Habits will be the latest version generally available; 2. The Commonwealth will implement a pre-launch and a launch campaign, delivered through a combination of modalities agreed upon by both Parties such as overview brochures, flyers, email, weblots, banners, Coming Soon posters 			

Kentucky Employees' Health Plan – Status Report
4th Quarter, 2021
Attachment I – WebMD Performance Guarantees
Page I-8

Portal Category	PG Description	Percent of Portal Fees at Risk	Result	Status
	<p>and Splash pages. WebMD shall be responsible for proposing and producing communications, subject to the approval of the Commonwealth.</p> <p>3. WebMD will be able to send at a minimum monthly communication via mailings, emails, or IVR outreach to the Commonwealth's Employee population.</p> <p>4. The Commonwealth will implement a mutually agreed upon promotion/communication/incentive strategy over the Program Year.</p> <p>5. The Commonwealth shall be required to provide WebMD with a mailing address file for each printed communication mutually agreed upon.</p>			
HA Cohort Risk Change	<p>Achieve a 1% net reduction in the average number of health risks in WebMD's twelve (12) standard modifiable risk factors set forth below as measured by comparing all HA completers in each Program Year. The twelve (12) standard modifiable risk factors are: (i) alcohol, (ii) blood pressure, (iii) blood sugar, (iv) cholesterol, (v) emotional health, (vi) exercise, (vii) tobacco use, (viii) weight, (ix) nutrition, (x) stress, (xi) sleep, and (xii) preventative screening.</p> <p>Calculation of the Performance Guarantee $((\text{follow-up \# risks} - \text{baseline \# risks}) / \text{baseline \# risks}) * 100 = -x.x\%$</p>	<p>One percent (1%) of the annual Portal Fees payable as liquidated damages if the percentage of net reduction has not been achieved.</p> <ul style="list-style-type: none"> If greater than or equal to 1.0% = 0.00% of annual Portal Fees payable as liquidated damages If less than 1.0% = 1.0% of annual Portal Fees payable as liquidated damages 	Not Complete	Not Complete
Assumptions for the HA Cohort Risk Change PG	<p>This Performance Guarantee will be void if any of the following criteria are not met:</p> <p>1. WebMD and the Commonwealth agree that the HA Cohort Risk Change Performance Guarantee will have a Performance Guarantee Measurement Date 90 days after the close of the Follow-up Program Year (as defined in 2 below) provided that the minimum HA cohort rate noted in 7 below has been achieved. If the minimum HA cohort rate noted in 7 below has not been met as of ninety (90) days after the</p>		N/A	N/A

Kentucky Employees' Health Plan – Status Report
4th Quarter, 2021
Attachment I – WebMD Performance Guarantees
Page I-9

Portal Category	PG	PG Description	Percent of Portal Fees at Risk	Result	Status
		<p>close of the Program Year, then the Performance Guarantee Measurement Date will be the end of the month in which the minimum HA cohort rate is met. If the minimum is not met by one hundred eighty (180) days after the close of the Program Year, the HA Cohort Risk Change Performance Guarantee will no longer be measured for that Program Year and will be deemed invalid.</p> <p>2. The Program Year in which the Commonwealth transitions to the WebMD ONE Health Assessment on the WebMD ONE platform will become the Baseline Program Year on the WebMD ONE platform. The Commonwealth agrees to waive the MyStayWell Program Year measurement of the annual Risk Profile Improvement Performance Guarantee. The Commonwealth acknowledges that the differences between the MyStayWell HA and the WebMD ONE HA are such that the measurement of the Risk Profile Improvement Performance Guarantee will not be possible for the last Program Year on the MyStayWell platform as it will require the same version of HA in the Follow-up Program Year. WebMD will measure this Performance Guarantee for the first Program Year on WebMD ONE ninety (90) days after the close of the Follow-up Program Year (the "Performance Guarantee Measurement Date"). For purpose of clarity, the following example has been provided: the first year on the WebMD ONE Platform commences on January 4, 2021 (the "Baseline Program Year"), the second year on the WebMD ONE platform commences on January 1, 2022 (the "Follow-up Program Year"); the Performance Guarantee Measurement Date will be ninety (90) days after December 31, 2022.</p> <p>3. The Commonwealth implements a proposed and consistent comprehensive program model, including HA, targeted Lifestyle Health Coaching, and population-based health education opportunities in each Program Year.</p> <p>4. If the Overall Engagement Performance Guarantee for the Moderate Risk and High-Risk Engagement Performance Guarantee for Lifestyle Health Coaching is not met or is invalid,</p>			

Kentucky Employees' Health Plan – Status Report
4th Quarter, 2021
Attachment I – WebMD Performance Guarantees
Page I-10

Portal Category	PG	PG Description	Percent of Portal Fees at Risk	Result	Status
		<p>the HA Cohort Risk Change Performance Guarantee will not be measured.</p> <p>5. The Commonwealth must make the HA available to its population as part of an annual Program Year implementation and the previous Program Year HA responses must be cleared prior to the administration of each subsequent year's HA.</p> <p>6. Implementation of same HA version in both Baseline and Follow-up periods; No substantive changes to the HA instrument are made between the baseline and follow-up program years.</p> <p>7. After applying exclusions listed in the HA Cohort Risk Change Listing of Exclusions below, at least sixty percent (60%) of Participants who completed an HA in the Program Year for which the HA Cohort Risk Change Performance Guarantee is being measured return to complete a follow-up HA in the subsequent Program Year prior to the date on which such Performance Guarantee is calculated (i.e. defined as the HA cohort group).</p> <p>8. If, after applying exclusions listed in the HA Cohort Risk Change Listing of Exclusions below, the remaining denominator is less than 300 participants 180 days after the close of the Program Year, the HA Cohort Risk Change Performance Guarantee will not be measured.</p> <p>9. The Commonwealth's version of the WebMD ONE Portal and Daily Habits will be the latest version generally available.</p> <p>10. The Commonwealth will implement a pre-launch and a launch campaign, delivered through a combination of modalities agreed upon by both Parties such as overview brochures, flyers, email, weblets, banners, Coming Soon posters and Splash pages. WebMD shall be responsible for proposing and producing communications, subject to the approval of the Commonwealth. No communications, regardless of the WebMD subject matter, shall be required at a frequency of more than one time per month.</p> <p>11. WebMD will be able to send at a minimum monthly communication via mailings, emails, or IVR outreach to the Commonwealth's Employee population.</p>			

Kentucky Employees' Health Plan – Status Report
4th Quarter, 2021
Attachment I – WebMD Performance Guarantees
Page I-11

Portal Category	PG	PG Description	Percent of Portal Fees at Risk	Result	Status
		<p>12. The Commonwealth implements a mutually-agreed upon promotion/communication/incentive strategy over the Program Year.</p> <p>13. The Commonwealth implements WebMD's standard engagement strategy for Lifestyle Health Coaching programs.</p> <p>14. The Commonwealth shall be required to provide WebMD with a mailing address file for each printed communication mutually agreed upon.</p>			
Exclusions for the HA Cohort Risk Change PG		<p>1. Eligible employees whose engagement period totals less than six (6) full months as of the applicable Performance Measurement Date will be excluded from the calculation of the HA Cohort Risk Change Performance Guarantee.</p> <p>2. Employees who have been made ineligible (due to employment termination, loss of eligibility for the Plan, or other mutually agreed custom criteria) by the Customer prior to the end of the Participant's twelve (12) month enrollment period will be excluded from the calculation of the HA Cohort Risk Change Performance Guarantee.</p> <p>3. Individuals who do not complete either the baseline or the follow-up HA will be excluded from HA Cohort Risk Change Performance Guarantee.</p>			



ANDY BESHEAR
GOVERNOR

501 HIGH STREET, 3RD FLOOR
FRANKFORT, KENTUCKY 40601
PHONE: (502) 564-7430
FAX (502) 564-7603
[HTTPS://PERSONNEL.KY.GOV](https://personnel.ky.gov)

GERINA D. WHETHERS
SECRETARY

March 1, 2022

The Honorable Andy Beshear
Governor of Kentucky
State Capitol Building
Frankfort, Kentucky 40601

Re: Fourth Quarter KEHP Trust Fund Status Report period ending December 31, 2021

Dear Governor Beshear:

Kentucky Revised Statute (KRS) 18A.2254 directs the Public Employee Health Insurance Program to submit quarterly reports on the status of the Kentucky Employees' Health Plan (KEHP) Trust Fund to the Governor, Interim Joint Committee on Appropriations and Revenue, Kentucky Group Health Insurance Board, and the Advisory Committee of State Health Insurance Subscribers.

The attached report includes, as of December 31, 2021:

1. The current balance of the trust fund;
2. A detailed description of all income to the trust fund;
3. A detailed description of all receipts due to the trust fund;
4. The total amount of payments made for claims from the trust fund;
5. A detailed description of all payments made to program administrators;
6. Current enrollment data;
7. Other information provided by the Secretary; and
8. Other information requested by the Interim Joint Committee on Appropriations and Revenue.

Kentucky Employees' Health Plan – Status Report
4th Quarter, 2021
Page 2

9. Additional reports provided for Second and Fourth quarter reports:
- a. A projection of medical claims incurred but not yet reported that are considered liabilities to the trust fund;
 - b. A statement of any other trust fund liabilities;
 - c. A detailed calculation of premium rates, including base claims, trend assumptions, administrative fees, and any benefit and plan changes;
 - d. A detailed description of the current in-state and out-of-state networks provided under the plan; and
 - e. Specific data regarding the TPA's performance, including:
 - i. Results or outcomes of disease management and wellness programs;
 - ii. Results of case management audits, educational and communication efforts; and
 - iii. Comparison of actual measurable results to contract performance guarantees.

If you have any questions or need additional information, please feel free to contact my office at 564-0358.

Sincerely,



Gerina D. Whethers
Secretary